



به نام خداوند بخشنده و مهربان

ریاضی اول ابتدایی

آشنایی با علامت جمع


تم 12/13

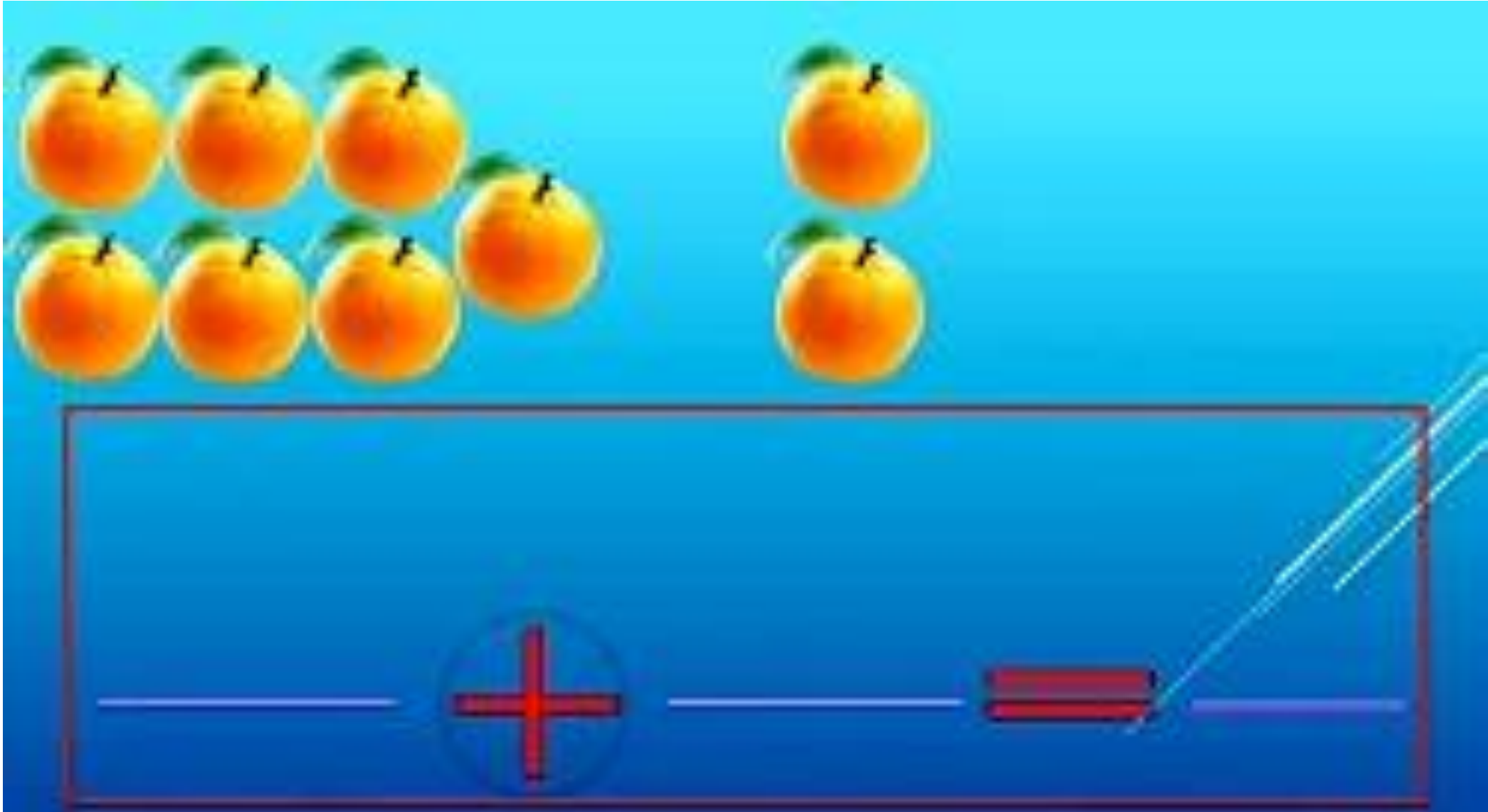


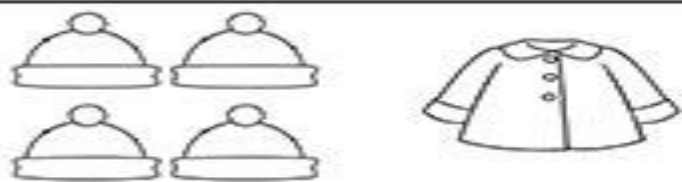


The image illustrates a simple addition problem. At the top left, there are six white puppies arranged in two rows of three. To their right, there are three brown mice arranged in two rows: two in the top row and one in the bottom row. Below the illustrations, the numbers 6, 3, and 9 are written in a large, black, handwritten style on a blue background. A red plus sign is positioned between the 6 and the 3, and a red equals sign is between the 3 and the 9. The entire equation is written on a light blue horizontal line.

$$6 + 3 = 9$$








$$\underline{\quad} + \underline{\quad} = \underline{\quad}$$



$$\underline{\quad} + \underline{\quad} = \underline{\quad}$$



$$\underline{\quad} + \underline{\quad} = \underline{\quad}$$



$$\underline{\quad} + \underline{\quad} = \underline{\quad}$$



$$\underline{\quad} + \underline{\quad} = \underline{\quad}$$



$$\underline{\quad} + \underline{\quad} = \underline{\quad}$$



$$\underline{\quad} + \underline{\quad} = \underline{\quad}$$



$$\underline{\quad} + \underline{\quad} = \underline{\quad}$$



$$\underline{\quad} + \underline{\quad} = \underline{\quad}$$



$$\underline{\quad} + \underline{\quad} = \underline{\quad}$$



$$\underline{\quad} + \underline{\quad} = \underline{\quad}$$



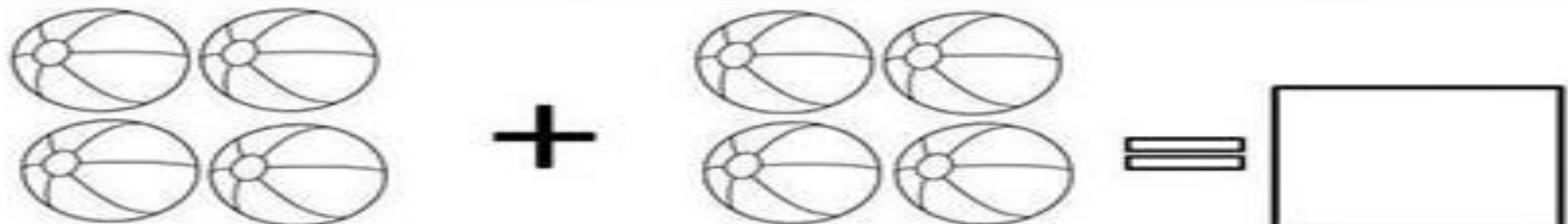

$$\underline{\quad} + \underline{\quad} = \underline{\quad}$$





$$\underline{\quad} + \underline{\quad} = \underline{\quad}$$




$$\underline{\quad} + \underline{\quad} = \underline{\quad}$$



$2+1$ = 

$1+1$ = 

$3+2$ = 

$2+4$ = 

$1+5$ = 

$3+1$ = 