

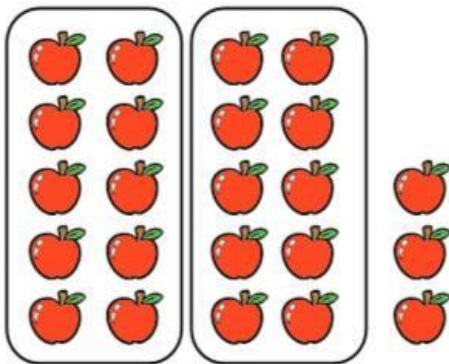
Name _____

Date _____

Tens and Ones Worksheet


Directions: Circle the objects below in groups of ten. Then write the number of tens in the box on the right.

Example:




2	3
Tens	Ones

1.




Tens	Ones

2.



Tens	Ones

3.



Tens	Ones