

The background is a light teal color. In the center, there is a large, white, stylized cloud shape. Inside this cloud, the words "Explore" and "addition" are written in a dark teal, sans-serif font. "Explore" is on the top line and "addition" is on the bottom line. To the left and right of the central cloud, there are several colorful Easter eggs. On the left, there is a yellow egg with white stripes, a red and white striped egg, and a purple egg with white polka dots. On the right, there is a red egg with white polka dots, a yellow egg with white zig-zag patterns, and a purple egg with white stripes. The bottom of the slide is decorated with a scalloped border in shades of pink, light blue, and light purple. In the top left and top right corners, there are several small white flowers with yellow or red centers. There are also a few white, stylized clouds scattered in the background.

# Explore addition

This is where you section ends. Duplicate this set of slides as many times you need to go over all your sections.



# Solve the problem :

There are 3

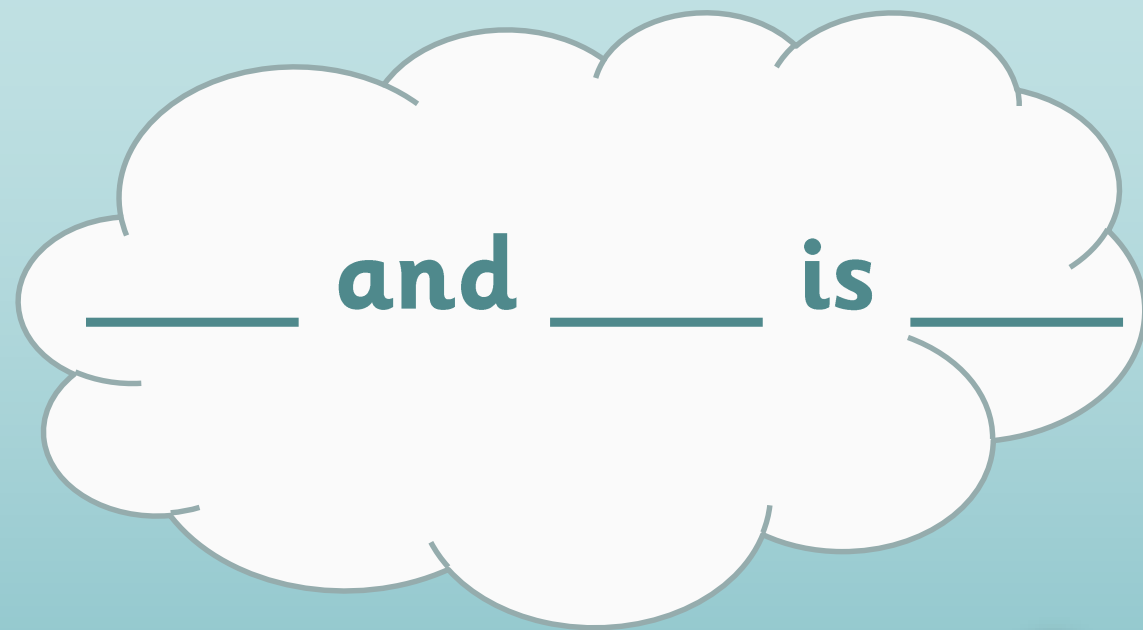


2 more



come .

How many in all ?



# Solve the problem :

There are 4



4 more



come .

How many in all ?

\_\_\_\_\_ and \_\_\_\_\_ is \_\_\_\_\_





# Solve the problem :

There are 6

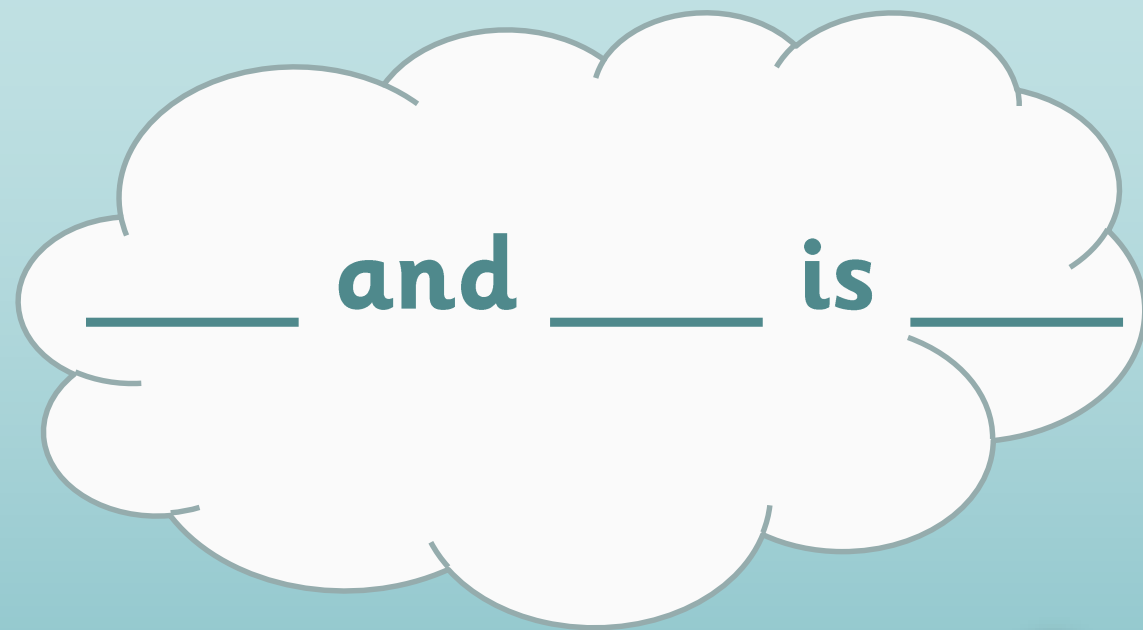


3 more



come .

How many in all ?





# Solve the problem :

There are 6

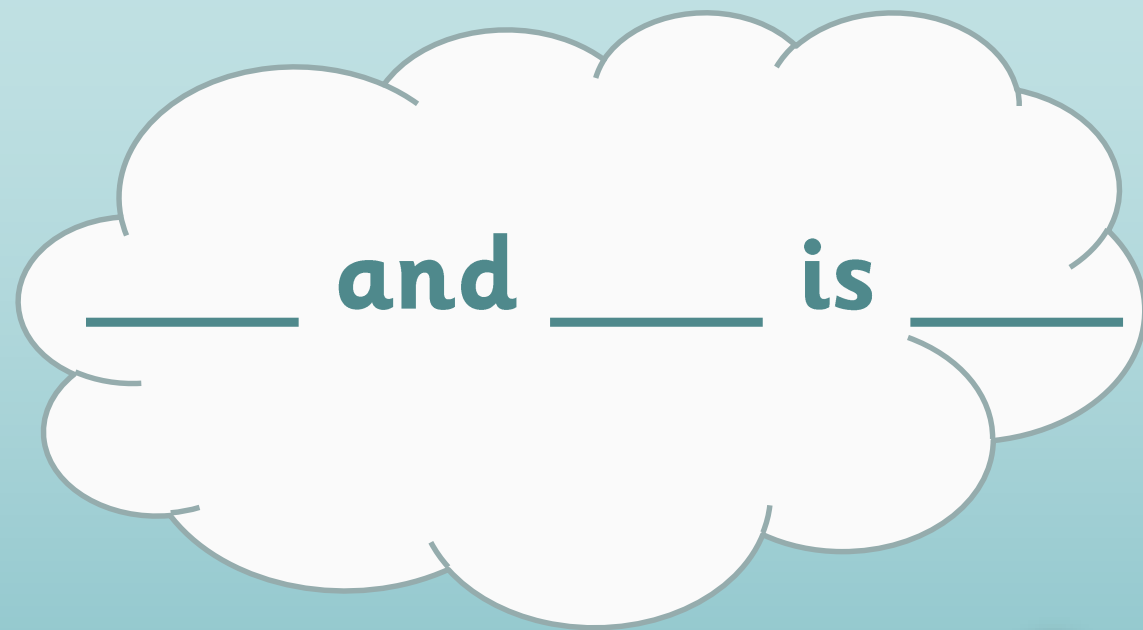


3 more



come .

How many in all ?




# Quiz

Tell a math's story about the picture :



# Tell a math's story about the picture :





**Now draw a picture and tell a story :**