







## Tally Marks

Count the objects. Then drag and drop the tally marks and the number under the correct box.

Tally Marks			
Numbers	<input style="width: 40px; height: 30px; border: 1px solid black;" type="text" value="5"/>	<input style="width: 40px; height: 30px; border: 1px solid black;" type="text" value="10"/>	<input style="width: 40px; height: 30px; border: 1px solid black;" type="text" value="7"/>

Count	Tally Marks	Number
		
		
		

Name: \_\_\_\_\_


## Counting Tally Marks

Count the tally marks. Write the value of each set.

a. \_\_\_\_\_ 

b. \_\_\_\_\_ 

c. \_\_\_\_\_ 

d. \_\_\_\_\_ 

e. \_\_\_\_\_ 

f. \_\_\_\_\_ 

g. \_\_\_\_\_ 

h. \_\_\_\_\_ 