



Level:



Alavi


Full Name: _____


Date: _____

Topic: _____

Osmo

PICTOGRAPH WORKSHEETS



 = 1 vote

1. How many people voted for grapes?
2. How many people voted for banana? _____
3. Which fruit got the most votes? _____
4. Which fruit got the least votes? _____
5. How many people voted all together? _____



Comment:





Level: _____



Full Name: _____

Date: _____

Topic: _____

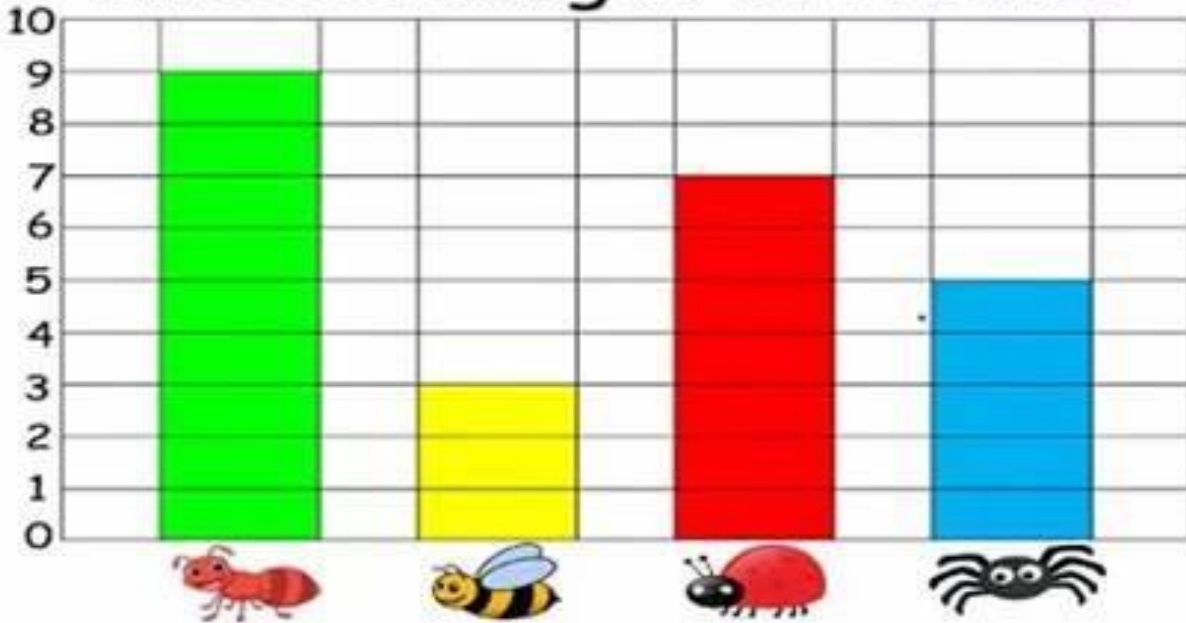
Alavi

Bar Graph

Read the bar graph and answer the questions.



Insects caught in the net



What is the title of the graph?

How many  were caught?

Which insect was caught the most?

Which insect was caught the least?

How many bees and spiders were caught?

Comment:

