



Name \_\_\_\_\_

Date \_\_\_\_\_

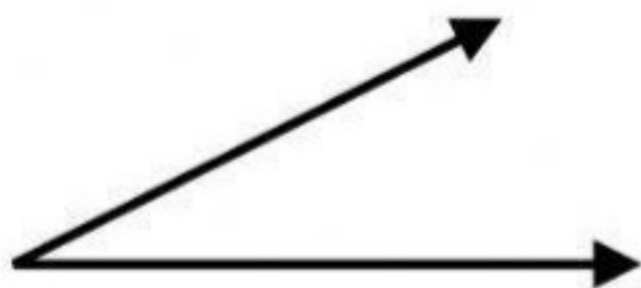


# Identifying Angles



**Directions:** Identify the following angles.

1

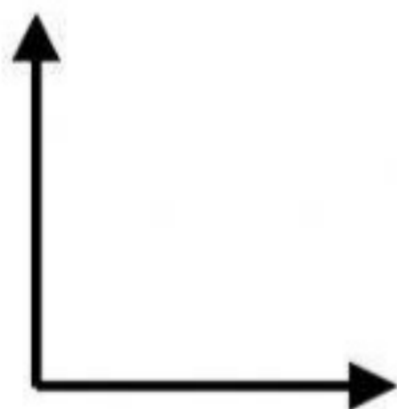


a. Right Angle

b. Acute Angle

c. Obtuse Angle

2

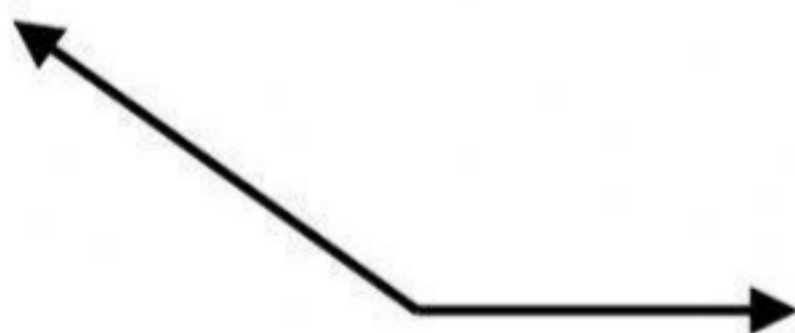


a. Right Angle

b. Acute Angle

c. Obtuse Angle

3

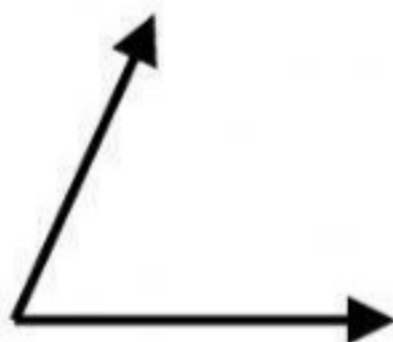


a. Right Angle

b. Acute Angle

c. Obtuse Angle

4



a. Right Angle

b. Acute Angle

c. Obtuse Angle



# CLASSIFYING ANGLES

Name \_\_\_\_\_

Score \_\_\_\_\_

AT:04

Measures of angles are given below. What is the angle type? Pick the right choice.

1)  $300^\circ$

a) Obtuse angle

b) Right angle

c) Reflex angle

2)  $102^\circ$

a) Obtuse angle

b) Acute angle

c) Straight angle

3)  $180^\circ$

a) Reflex angle

b) Straight angle

c) Acute angle

Write acute, right, obtuse, straight or reflex angle against each measure.

1)  $145^\circ$

\_\_\_\_\_

2)  $27^\circ$

\_\_\_\_\_

3)  $310^\circ$

\_\_\_\_\_

4)  $180^\circ$

\_\_\_\_\_

5)  $32^\circ$

\_\_\_\_\_

6)  $288^\circ$

\_\_\_\_\_

7)  $90^\circ$

\_\_\_\_\_

8)  $170^\circ$

\_\_\_\_\_