

Find the Percentage

Directions: Calculate the given percent of each value.

$$50 \% \text{ of } 60 = \underline{\hspace{2cm}}$$

$$10 \% \text{ of } 90 = \underline{\hspace{2cm}}$$

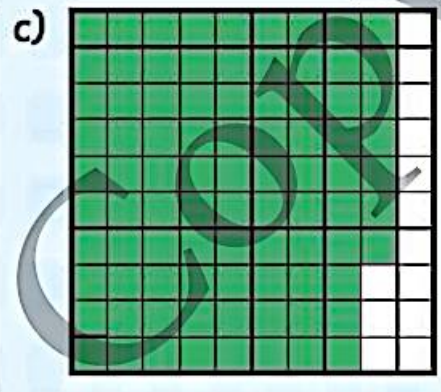
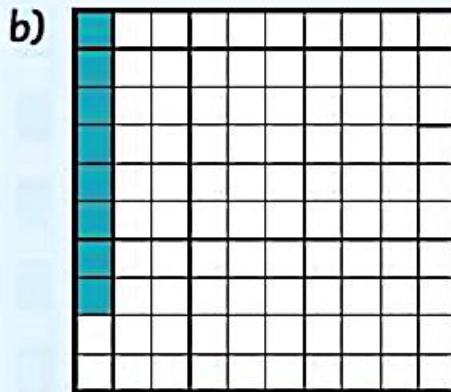
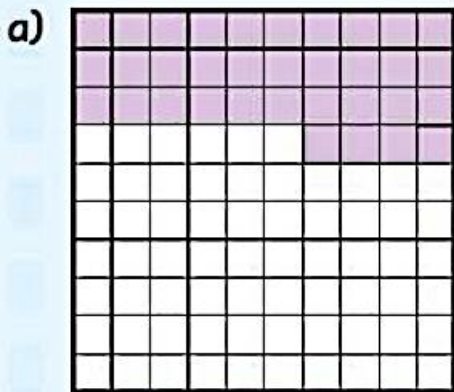
$$40 \% \text{ of } 40 = \underline{\hspace{2cm}}$$

$$20 \% \text{ of } 30 = \underline{\hspace{2cm}}$$

1. Write:

- a fraction with hundredths
- a decimal
- a percent

to name the shaded part of each grid.



2. Write as a percent. Then write as a decimal.

a) 64 out of 100

b) $\frac{50}{100}$

c) 1 out of 100

d) $\frac{17}{100}$

.....

.....

.....

.....

3. Write each percent as a fraction with hundredths. Then write as a decimal.

a) 13%

b) 5%

c) 79%

d) 64%

4. Join each box to the correct amount.

50% of 20

10% of 180

100% of 14



3.2. Percentages

Remember

The hundredths grid represents 1 whole.

Here are 4 ways to describe the green part of the grid.

- ✎ Compare the number of green squares to the total number of squares:

45 out of 100 squares are green.

- ✎ Write a fraction.

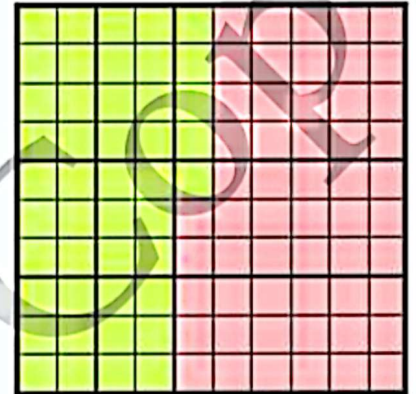
$\frac{45}{100}$ of the grid is green.

- ✎ Write a decimal.

0.45 of the grid is green.

- ✎ Write a percent.

45% of the grid is green.



Percent is another name for hundredths.

Per cent means 'out of 100'.

50% is $\frac{50}{100} = \frac{1}{2}$

10% is $\frac{10}{100} = \frac{1}{10}$

To find a percentage of a quantity, express the percentage as a fraction, multiply the quantity by the fraction.

Example: Find 10% of 350

$10\% = \frac{1}{10}$

$350 \div 10 = 35$