



IN THE CLASSROOM

VOCABULARY

The alphabet

1 Listen and repeat the letters.

Aa Bb Cc Dd Ee Ff Gg Hh Ii
 Jj Kk Ll Mm Nn Oo Pp Qq Rr
 Ss Tt Uu Vv Ww Xx Yy Zz

2 Listen and write the names.



3 Listen and repeat. Then ask and answer with your partner.



What's your name?

William

How do you spell it?

W-I-double L-I-A-M



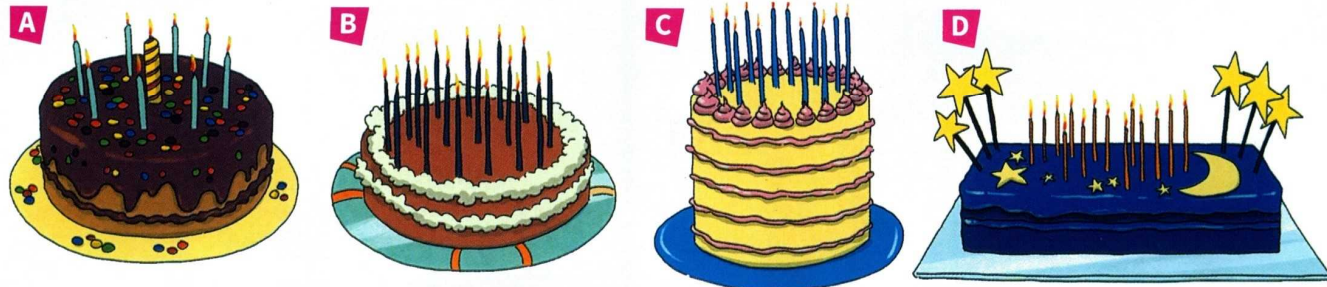
Numbers

4 Listen and repeat the numbers.

1 one 2 two 3 three 4 four 5 five 6 six 7 seven 8 eight 9 nine 10 ten 11 eleven
 12 twelve 13 thirteen 14 fourteen 15 fifteen 16 sixteen 17 seventeen 18 eighteen 19 nineteen 20 twenty

5 How many candles? Write the number in words.

nine




6 Look at the cakes in Exercise 5. Listen and match the people to the cakes.

How old are you?

- 1 Ryan: cake D
- 2 Penny: cake
- 3 Jack: cake
- 4 David: cake
- 5 Anna: cake
- 6 Lara: cake

7 Listen to your teacher. Write four numbers. Then play a game.



Days

8 Listen and repeat. Then write the days in the right order on the calendar.

Wednesday Saturday Thursday Tuesday Friday Monday Sunday

January						
Monday						
1	2	3	4	5	6	7
8	9	10	11	12	13	14

Listen and check. Then practise with your partner.



Wednesday, Thursday



Friday

SPEAKING

1 Make three questions. Then walk around the class and ask and answer.

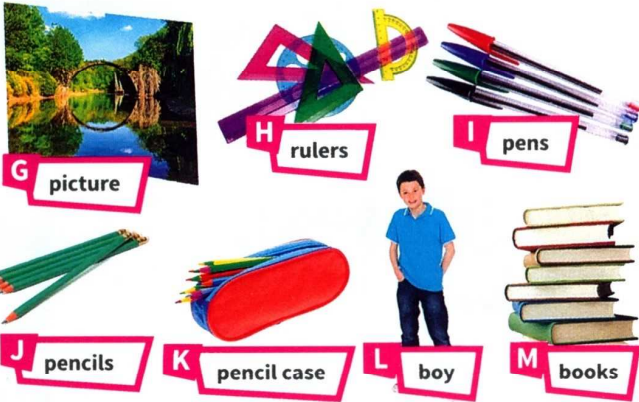

How What How

- 1 _____ is your name?
- 2 _____ do you spell it?
- 3 _____ old are you?

VOCABULARY

The classroom

1 Listen and repeat.




GRAMMAR

a / an

a ruler a book an apple an orange
two rulers three books

GRAMMAR REFERENCE AND PRACTICE PAGE 136

1 Point to things in the book and in your classroom and say what you can see.



VOCABULARY

Colours

1 Match the colours to the words.

EP black blue brown white green grey
orange red white yellow

1 orange



Listen and check. Then repeat.

2 Say the colour, not the word!

0 black yellow 5 orange
1 blue 6 red
2 brown 7 white
3 green 8 yellow
4 grey

3 Write sentences.

The pencil is yellow.



GRAMMAR

this, that, these, those


1 Read the sentences. Match them to the pictures.

- 1 This pencil is red.
- 2 These pencils are orange.
- 3 That book is green.
- 4 Those books are blue.




GRAMMAR REFERENCE AND PRACTICE PAGE 136


2 Complete the sentences with *this, that, these, those* and a colour word.



0 This desk is brown.



3 _____ pens are _____.




1 _____ desk is _____.



4 _____ ruler is _____.



2 _____ pens are _____.



5 _____ ruler is _____.

3 Ask and answer about things in your classroom.

A: *What colour are these books?*
B: *Blue.*

A: *What colour is that desk?*
B: *Brown.*

VOCABULARY

Months

1 Put the months in the correct order.

May January June November August April
December July September March February October

Listen and check. Then repeat.

Listen and repeat. Then walk around the class. Ask and answer the question.



3 Complete the table for the class.

10																				
9																				
8																				
7																				
6																				
5																				
4																				
3																				
2																				
1																				
	January	February	March	April	May	June	July	August	September	October	November	December								

1

ALL ABOUT ME



ABOUT YOU

What's your name?
Where are you from?

VOCABULARY

AND

LISTENING

Objects and people

1 Match the things A-I in the photos to the words in the box.



bag camera chair dad phone
photo students and friends table watch



11 Listen, check and repeat.



12 2 Look at the photos again. Listen to the conversation and find Rosa, Joelle and Paolo.



12 3 Listen to the conversation again. Tick (✓) the right answer.



1 Rosa

- a I'm 11 today.
- b I'm 12 today.
- c I'm 13 today.




2 Paolo

- a He's my dad.
- b He's my teacher.
- c He's my friend.



3 Joelle

- a My number's 046 311 392.
- b My number's 056 312 392.
- c My number's 056 123 923.



Hi. I'm Joelle.

Hi, Joelle. My name's Rosa. And this is Paolo.

Hello, Joelle.

... and his phone's red!

Look, Rosa! Her phone's red ...



See you later.

See you Saturday.

Goodbye, Joelle. Bye, Rosa.



13 4 Listen and repeat.

Hi. I'm Clara.

Hi, Clara. My name's Nick. And this is Maya.

Hello, Clara.

See you later.

Yes. See you Monday.

Goodbye, Nick. Bye, Clara.

5 Practise the conversation in groups of three. Use your names.

GRAMMAR

Determiners

1 Look at the **words** and complete the table.

His bag's blue.
This is **my** watch.
Her bag's red.
What's **your** phone number?

pronoun	determiner
I	<i>my</i>
You	1
He	2
She	3

GRAMMAR REFERENCE AND PRACTICE PAGE 137

2 Complete the sentences.

0 *My* name's *Tom*.



1 name's Jo.



2 name's



3 name's

be singular +

3 Look at the **purple letters** in the sentences. Complete the table with the words in the box.

is are is am is

I'm Joelle	1 I Joelle
You're funny!	2 You funny
She's my teacher.	3 She my teacher
He's my dad.	4 He my dad.
It's new.	5 It new.

GRAMMAR REFERENCE AND PRACTICE PAGE 137

4 Complete the sentences.

0 I'm Lyra.



1 It green.



2 She my friend.



3 He my teacher.



4 I Ben.



5 And you a student.



5 Work in pairs. Ask and answer about your phone numbers.

A: *What's your phone number?*

B: *It's ... What's your phone number?*

A: *It's ...*

Now tell the class about your friend's phone number.

His or her phone number's ...

6 Make a picture.

Talk to your partner about it.

My name's Monika.

I'm 13.

This is my new school bag.

It's red.



7 Play a game in groups of four. Put your pictures on the table. Take turns to speak.



VOCABULARY AND READING

Countries and nationalities

1 Read about the students from different countries and answer the questions.

- 1 Where is Irina from?
- 2 How old is Martina?
- 3 What's the name of the boy from Mexico?
- 4 How old are the twins from Brazil?
- 5 Where is Matteo from?
- 6 Is one of the students from your country?

2 Read about the students again and complete the table.

EP

country	nationality
0 Italy	<u>Italian</u>
1 Turkey	_____
2 _____	Mexican
3 _____	Brazilian
4 _____	Russian
5 China	_____
6 _____	Argentinian
7 Spain	_____

15 Listen and check. Then repeat.

3 Match the flags to the countries in Exercise 2.



Tell us about you.

How old are you?

What's your name?

Where are you from?



Hi. I'm Alejandro and I'm 15. I'm from **Mexico**.



Hi. My name's Li Ying and I'm **Chinese**. I'm 12.



Hi. I'm Timur and I'm 13. I'm **Turkish**.



Hello. We're Luisa and Ana. We're 11 and we're twins! We're from **Brazil**.



Hello. I'm from **Russia**. I'm 16 and my name's Irina.



Hi. My name's Santiago and I'm 13. I'm **Spanish**.



Hello. My name's Martina and I'm 15. I'm from **Argentina**.



Hi. I'm **Italian** and I'm 16. My name's Matteo.

PRONUNCIATION from

16 **4** Listen and repeat.

A: *Where are you from?*
B: *I'm from China.*

Then ask and answer with your partner.

TALKING POINTS

What's your name?
How old are you?
Where are you from?
What's your nationality?

17 **5** Listen and complete the chant.

Hi! Hello! Where are you from?
What's your nationality?

I'm Mexican.

He's Mexican!
He isn't ⁰ *Italian* .
He's Mexican!



Hi! Hello! Where are you from?
What's your nationality?

I'm Turkish.


She's Turkish!
She isn't ¹
She's Turkish!



Hi! Hello! Where are you from?
What's your nationality?

We're Brazilian.

They're Brazilian.
They aren't ²
They're Brazilian!



Hi! Hello! Where are you from?
What's your nationality?

We're Argentinian.

You're Argentinian.
You aren't ³
You're Argentinian!



GRAMMAR be

1 Read the chant again and complete the tables.

be plural +

We are	We're	Brazilian.
You are	1	Argentinian.
They are	2	Brazilian.

be singular and plural -

I am not	I'm not	Chinese.
You are not	3	
He is not	4	
She is not	5	
We are not	6	
You are not	7	
They are not	8	

GRAMMAR REFERENCE AND PRACTICE PAGE 137

2 Look at the sentences in Exercise 1 and complete the table.

+	-	
Germany	Egypt	0 <i>He's</i> from <i>Germany</i> . He <i>isn't</i> from <i>Egypt</i> .
Greece	Colombia	00 <i>They're</i> <i>Greek</i> . They <i>aren't</i> <i>Colombian</i> .
Brazil	Turkey	1 from We from
Argentina	Russia	2 They from
Italy	China	3 from You from
Spain	Mexico	4 She
	England	5 from I from

17 **3** Listen again. Then do the chant in your groups.

Write your country here.

SPEAKING

1 All about me. Work in pairs. Tell your friend about you.

My name's ...
I'm ...
I'm from ...

My phone number's ...
This is my ...