

# GET STARTED!



## VOCABULARY

### Things in the classroom

1 Match the words in the box to the letters A–P in the photo.

EP

bag    board    chair    coat  
 computer    door    exercise book  
 map    pencil case    pen  
 poster    rubber    ruler  
 teacher    textbook    window

01

Then listen, check and repeat.

## GRAMMAR

### Verb *be*

I am  
 he/she/it is  
 you/we/they are

1 What colour is each thing? Write five sentences. In pairs, ask and answer the questions.

A: *It's blue and white.*  
 B: *Is it the coat?*  
 A: *Yes, it is.*

### *there is / there are*

2 Look at the photo and read the sentences. Write *yes* or *no*.

- 0 There's a rubber on the table. *yes*  
 1 There are five students in the classroom.  
 2 There's a red pencil case on the table.  
 3 There's a blue bag on a chair.  
 4 There's a computer near the window.  
 5 There's a poster on the wall.  
 6 There's a bag on the floor.

02

3 Look at the photo and listen to the questions. Complete the table with a tick (✓) for the right answers.


	Yes, there is.	Yes, there are.	No, there isn't.	No, there aren't.
1		✓		
2				
3				
4				
5				

4 Work with a partner. Student A, look around your classroom for 60 seconds, and then close your eyes. Student B, ask questions about the classroom.

B: *Is there a green bag under my desk?*  
 A: *Yes, there is. / No, there isn't.*  
 A: *Are there any coats near the door?*  
 B: *No, there aren't.*

have got

5 Read what Simon says. Tick (✓) the things he's got in his bag.



My bag's really heavy today! I've got three textbooks, four exercise books and my pencil case. I've also got a bottle of water because I've got football club after school. I've got a sandwich and some money too. I haven't got my phone – that's at home in my bedroom.

6 In pairs, ask and answer the questions.

- A: What have you got in your bag today?  
 B: I've got .....  
 A: Have you got a/an/any ..... in your bag today?  
 B: Yes, I have. / No, I haven't.

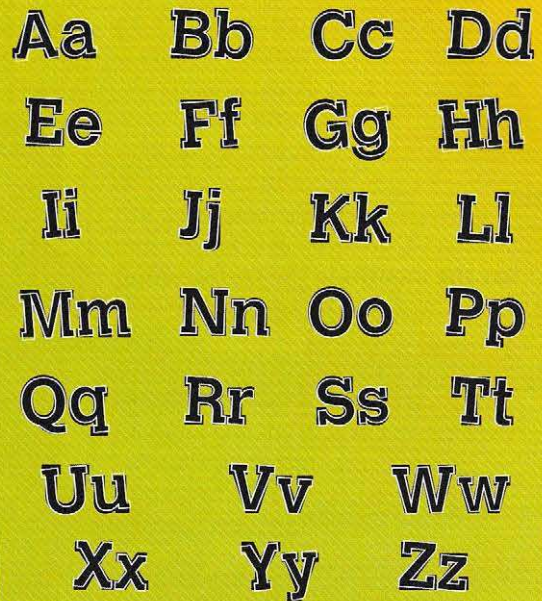
Write five sentences about your partner.

GRAMMAR REFERENCE AND PRACTICE PAGE 137

SPEAKING

PRONUNCIATION The alphabet

1 Listen and repeat.



2 In pairs, read out the names of the letters and complete the table with the letters that sound the same. Two columns have no additional letters!

A	B	F	I	O	U	R
H	C					

Listen and check.

3 Complete questions 1-6 with the words in the box. Then match the questions to answers a-f.

- borrow mean page  
 repeat say spell

- I'm sorry, can you \_\_\_\_\_ that, please?
  - How do you \_\_\_\_\_ *bonjour* in English?
  - What \_\_\_\_\_ are we on?
  - How do you \_\_\_\_\_ 'because'?
  - Can I \_\_\_\_\_ your ruler?
  - What does 'in pairs' \_\_\_\_\_?
- a B-E-C-A-U-S-E.  
 b Sure, here you are.  
 c With your partner.  
 d I said, 'please do Exercise 3'.  
 e 19, I think.  
 f Hello.

# VOCABULARY

## Numbers

10 ten      20 twenty      30 thirty      40 forty  
 50 fifty      60 sixty      70 seventy      80 eighty  
 90 ninety      100 a hundred



1 Listen and repeat.



2 Listen and choose the numbers you hear.

- a 25      75      39
- b 13      30      70
- c 41      61      91
- d 14      16      40
- e 17      19      90
- f 15      50      80

## Dates

3 Say the months in the correct order.



4 Listen and write the dates.

When we **say** dates, we say *the* and *of*:  
 My birthday is on *the ninth of June*.  
 When we **write** dates, we don't write *the* or *of*:  
 My birthday is on *9<sup>th</sup> June*.

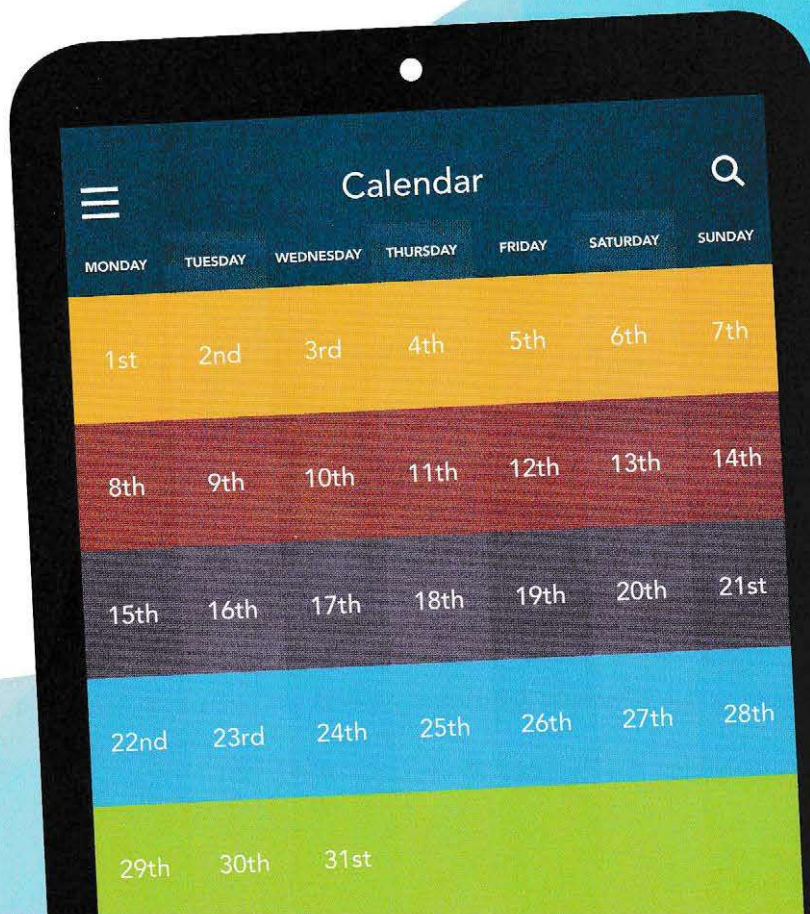
1 1st March

In pairs, compare your answers. Say the dates.

5 In small groups, ask and answer the questions.

- When / your birthday?
- What / today's date?
- When / your mum's/dad's birthday?

Write the dates of all the students in your group.





# GRAMMAR

can

1 Match the photos A–H to the words in the box.

draw a car    make a cake    play tennis  
ride a bike    run 5 km    speak three languages  
stand on your head    swim underwater



2 In pairs, ask and answer about the activities in Exercise 1.

Can you play tennis?    Yes, I can.  
Can you swim under water?    No, I can't.

Now ask around the class. How many people can ...

- swim under water?
- speak three languages?
- ride a bike?
- play tennis?
- draw a car?


# Present simple

3 Read about the students and answer the questions. Use complete sentences.

- 1 Does Tyler like music?
- 2 How many brothers has Jason got?
- 3 What sport does Millie like?
- 4 Where does Tyler want to go?
- 5 What does Jason do every day?
- 6 When does Millie go shopping?



Hi, my name's Tyler.  
I've got a brother and a sister. I like music and I love travelling. I want to go to China.



Hello, I'm Jason.  
I haven't got any brothers or sisters. I like all sports and I play football every day.



Hello, my name's Millie.  
I like swimming and I often go shopping with my sister on Saturday. I love sweets but I don't like ice cream.

4 Work with a partner. Ask and answer the questions.

- 0 / do sports every day?  
A: *Do you do sports every day?*  
B: *Yes, I do. I play tennis after school every day.*
- 1 What kind of music / like?
  - 2 / like travelling?
  - 3 / play football at school?
  - 4 / like swimming?
  - 5 What / favourite food?

Now tell the class.  
*Manuela doesn't like swimming. She likes ...*

## GRAMMAR REFERENCE AND PRACTICE PAGE 138

# SPEAKING

1 Write questions to find out about your partner's ...

- age
- address
- phone number
- brothers and sisters
- favourite pop star
- favourite school subject

In pairs, ask and answer the questions. Then write sentences about your partner.