



Hello



Lets watch
a video



THE SUFFIX -ING | All Spelling Rules For Adding The Suffix -ing In A Rap ...

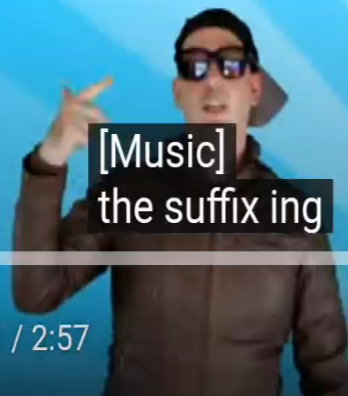


Watch Later



Share

The suffix 'ing' can be tricky



[Music]
the suffix ing



0:01 / 2:57




YouTube



After *like*, *don't like*, *hate* and *love*, we use the *-ing* form.

My sister *loves listening* to rap.


 I *really love* playing the drums.

↑ I *love* listening to the piano.

I *like* listening to rock music.

I *quite like* playing the guitar.

↓ I *don't like* listening to jazz.

 I *hate* listening to the violin.

- We use *like*, *don't like*, *hate* and *love* to talk about the things we like or don't like doing.

I love playing the piano.

My friends don't like going to concerts.

- We can use *really* to say how much we like, love or hate doing things.

We also can use *quite* with *like*.

I really love listening to music, but I really hate listening to rap.

I quite like playing the keyboard. (not ~~I quite love~~ or ~~I quite hate~~)

Practice

1 Complete the table. Tick (✓) the correct rules and write the *-ing* form of the verbs in the last column.

verb	only add <i>-ing</i>	remove <i>-e</i> and add <i>-ing</i>	double the consonant and add <i>-ing</i>	<i>-ing</i> form
dance		✓		dancing
get up			✗	Getting up
have		✗		having
make		✗		making
open			✗	opening
play	✗			playing
shop			✗	shopping
sit			✗	sitting
swim			✗	swimming
watch	✗			watching

2 Complete the sentences with the *-ing* form of the verbs in brackets.

- 1 My sister really loves playing (play) the guitar.
- 2 My grandparents like living (live) in a big city.
- 3 My dad loves driving (drive).
- 4 I quite like going (go) snowboarding with my family.
- 5 My friends and I hate wearing (wear) a school uniform.
- 6 We don't like Getting up (get up) early.

3 Write sentences that are true for you with *like*, *don't like*, *hate*, *love* and the words in brackets.


- 1 (go cycling) I really love going cycling with my friends .
- 2 (listen to rock music)
- 3 (study for exams)
- 4 (have pizza for dinner)
- 5 (swim in the sea)



Thanks

Hello





© Loescher Editore

aparat.com/ostadsaeedcom

LISTENING

1 Read questions 1–5 and look at the pictures.
What can you see in each picture?



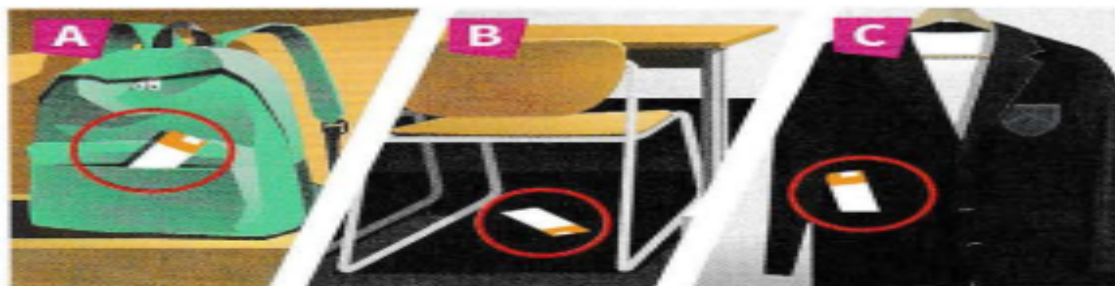
2 Listen to five short conversations. For each question, choose the correct picture (A, B or C).




1 What was Bella happy with at the party?



2 Where is Kyle's ticket?



3 What was the weather like?



4 How much was the boy's T-shirt?





5 Where was the girl on Saturday?



Adjectives Worksheet (Circling and Writing Part 1)

An adjective is a word that describes a noun or pronoun.

Directions: Circle each adjective or adjectives in the sentences given below.

Example A- The car ride was bumpy.

Answer: bumpy

1. That food tasted bitter.
2. I was ashamed that I didn't pass my test.
3. The story was very brief.
4. I felt very comfortable in my new home.
5. The man was very creepy on Halloween.
6. My dad was courageous when he killed the spider.
7. My friend is anxious for his birthday.

Directions: Write a sentence with each adjective listed below.

Example A- brave-

Answer: The brave firefighter saved the puppy from the burning building.

1. anxious-

2. cold-

3. cruel-

4. dry-

PREPARE TO WRITE

A description of a party

GET READY Read the text and answer these questions. Whose party was it? Where was it? What time was it? What food was at the party?

I was at my best friend's birthday party last month. Her name's Isabella and the party was at her house on 12th May, from 6 pm to 9 pm. It was a really big party. All her friends and family were there, and we were so excited about it. There was lots of food – pizza, salad and of course cake! It was all really nice. Isabella was nervous before the party, but she was fine when everyone was there. It was a really brilliant evening!

Now underline all the adjectives. Which describe the party and the food, and which describe how the people felt?



Put the adjectives in the correct place in the sentences.

- 1 There was some food at the party. (nice)
- 2 There were lots of people at the party. (happy)
- 3 This is music! (terrible)
- 4 Jake is a dancer. (brilliant)
- 5 I like going to parties. (big)

PLAN Make notes about a party you were at. Use the questions in *Get ready* to help you.

WRITE Write a paragraph about the party.

IMPROVE In pairs, read each other's paragraphs. Check for mistakes with *was/were* and adjectives. Give your partner two ideas to make their paragraph better. Use your partner's advice and rewrite your paragraph.



**Don't forget to
write a text with
your classmate .**



Thank you