






## Automotive engineering


Cars are complex machines designed to transport people and goods efficiently. They have various mechanical and electrical components that work together to make the car move and work properly. Understanding the main parts of a car helps us appreciate the engineering that goes into these everyday vehicles.


---


 **Engine:** This is like the heart of the car.

It makes the car go by using fuel. When the engine runs, it gives power to the car to move.


 **Wheels:** These are the round parts at the bottom of the car that touch the road. The wheels help the car roll and drive.


 **Steering Wheel:** This is the part you hold to turn the car left or right. It helps the driver guide the car in the direction they want to go.


 **Pedals:** Cars have pedals that the driver presses with their feet. The main pedals are the brake pedal, the accelerator (or gas pedal), and in some cars, a clutch pedal for changing gears.


 **Brakes:** These are special parts that help the car stop. When you press the brake pedal, the car slows down or stops.


---


 **Seats:** These are where people sit inside the car. Some cars have front seats and back seats for passengers.

 **Headlights:** These are the lights at the front of the car that help you see when it's dark. They also help other drivers see you.

 **Tail Lights:** These are the red lights at the back of the car. They show when you're stopping or turning so other drivers know what you're doing.

 **Windows:** These are the glass parts that let you see outside the car. They can roll up and down so you can get fresh air or stay warm inside.

 **Doors:** These let people get in and out of the car. They open and close to keep everyone safe inside.

 **Fuel Tank:** This is where you put the fuel (like gasoline) to make the car go. It's usually found at the back of the car.




# How the Engine Works

The engine is like the heart of the car. It takes fuel, usually gasoline, and burns it to create power. Here's how it works in simple steps:

1. **Fuel and Air Mix:** The engine mixes gasoline with air.
2. **Spark:** A spark from a spark plug lights the fuel and air mix.
3. **Explosion:** The mix burns and makes a small explosion.
4. **Push:** This explosion pushes a part called a piston.
5. **Turn:** The piston moves up and down, which turns a crankshaft.
6. **Power:** The turning crankshaft gives power to the car's wheels.

So, the engine turns fuel into power, making the car go!





Traditional cars run on gasoline, which produces harmful gases that contribute to air pollution and climate change. This is why we need a new generation of cars. Electric and hybrid cars produce less or no harmful gases, making the air cleaner and helping to slow down global warming. Also, they can be more cost-effective because they use electricity, which can be cheaper than gasoline.

