



In The Name Of God


Numbers 1 to 20

Made by teacher Sasan Ghasemi

NUMBERS 1-20

1 ONE	2 TWO	3 THREE	4 FOUR
5 FIVE	6 SIX	7 SEVEN	8 EIGHT
9 NINE	10 TEN	11 ELEVEN	12 TWELVE
13 THIRTEEN	14 FOURTEEN	15 FIFTEEN	16 SIXTEEN
17 SEVENTEEN	18 EIGHTEEN	19 NINETEEN	20 TWENTY

Numbers 1 to 20

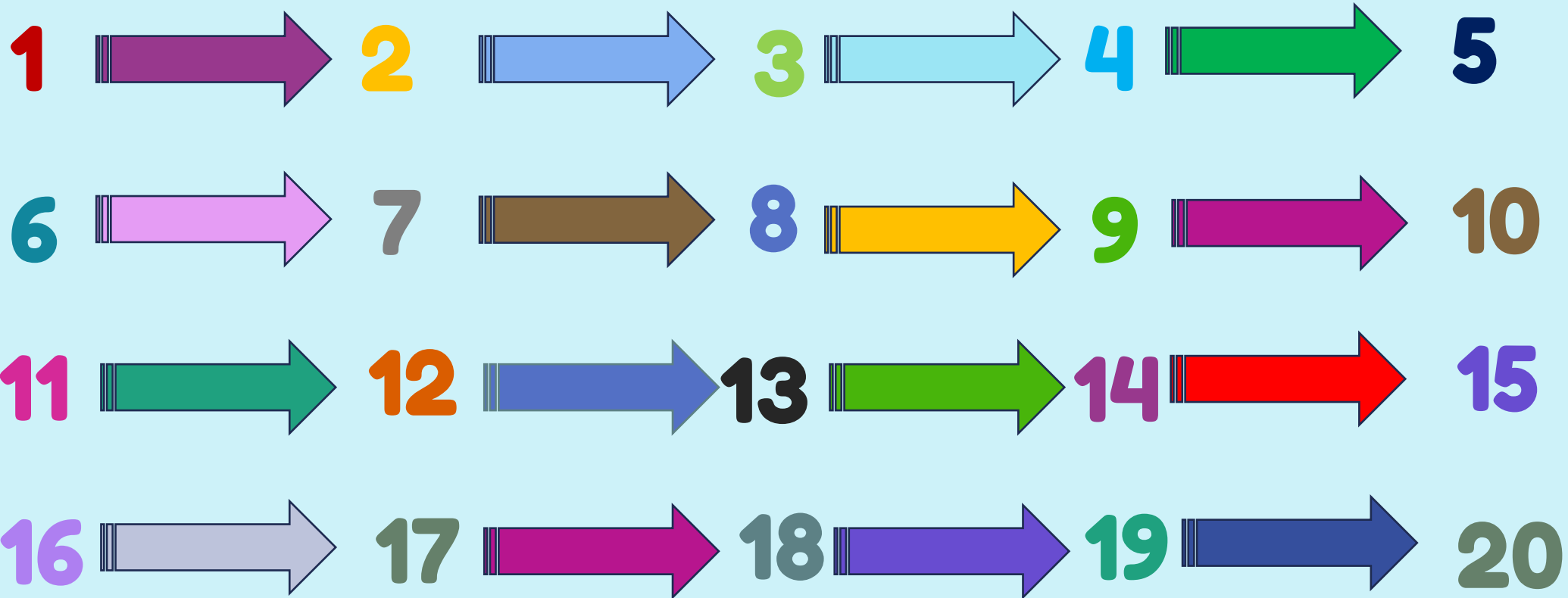


Let's play **Number** Tennis!

One (1)


Two (2)

Today, we learn **Numbers!**







ONE





Two





3




Three





FOUR





A purple-bordered card with a white center. At the top left, a large purple number 5 is shown with dashed lines and arrows indicating the stroke order: 1 (downward curve), 2 (upward curve), and 3 (horizontal top bar). To the right of the number, the word 'FIVE' is written in bold black capital letters, followed by a speaker icon. Below this, five small white airplane illustrations with blue wings and red-tipped tails are arranged in a scattered pattern. The card's border is purple with a pattern of lighter purple circles.





A purple-bordered card with a white center. At the top left, there is a large purple number 7 with a dashed line for tracing. The number has two arrows indicating stroke order: '1' for the horizontal top bar and '2' for the vertical stem. To the right of the number is the word "SEVEN" in bold black capital letters. A small speaker icon is to the right of the word. Below the text, there are seven mangoes arranged in two rows: three in the top row and four in the bottom row. The card is set against a white background with a faint illustration of a brain, a dumbbell, and a wave.



8


eight



Teacher Fun Files





A purple patterned card with a white rounded rectangle in the center. Inside the white area, there is a tracing guide for the number 9, consisting of a solid purple 9 and a dashed purple 9 with a small '1' and an arrow indicating the starting point and direction. To the right of the tracing guide is the word 'NINE' in bold black capital letters, followed by a speaker icon. Below the tracing guide and word are nine colorful books arranged in a 3x3 grid. The books have covers in blue, yellow, red, pink, green, light blue, brown, purple, and dark blue.




10

Ten









13 THIRTEEN

A purple-bordered card with a white center. At the top, the number '13' is written in a purple, dashed font for tracing. The '1' has a vertical arrow pointing down with a '1' at the top. The '3' has two curved arrows: one starting at the top left and curving down to the right, and another starting at the top left and curving down to the left, with a '2' at the top. To the right of the number is the word 'THIRTEEN' in bold black capital letters. Above the word is a small grey speaker icon with sound waves. Below the text is a grid of 13 red apples with green leaves. The apples are arranged in three rows: the first two rows each contain 4 apples, and the third row contains 1 apple centered below the first two.



14  FOURTEEN



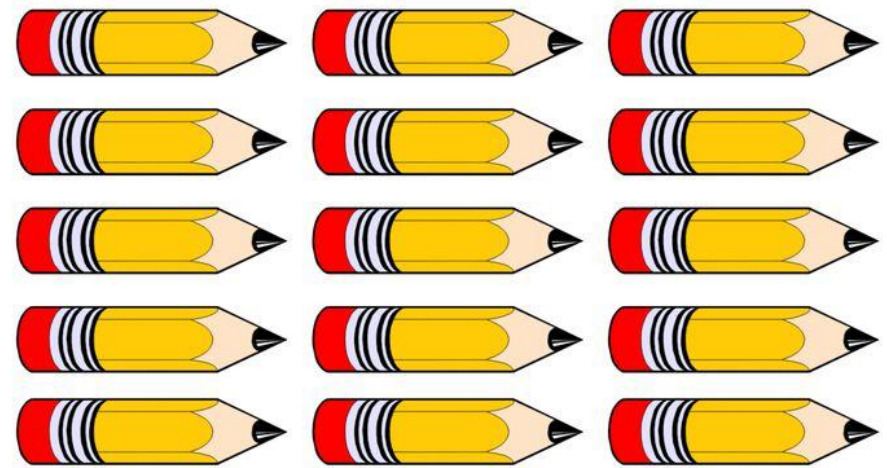
A purple card with a white center. At the top, the number 14 is written in a purple, dashed font, with a speaker icon to its right. Below the number, the word "FOURTEEN" is written in black capital letters. Underneath the text, there are 14 yellow bananas arranged in three rows: the first two rows have five bananas each, and the third row has four bananas.



15



Fifteen





A purple-bordered card with a white center. At the top left, the number '16' is written in a large, purple, dashed font. The number '1' has a dashed line and arrows indicating stroke order: '1' starts at the top and goes down, '6' starts at the top, goes down, loops around, and goes down. To the right of the number is the word 'SIXTEEN' in bold, black, uppercase letters. In the top right corner, there is a small speaker icon. Below the number and text is a 4x4 grid of 16 soccer balls, each with a black and white pattern.

17


17

Seventeen

A decorative page for the number 17. At the top, there is a banner of colorful triangular flags. The number '17' is written in large, blue, 3D-style font. Below it, the word 'Seventeen' is written in a black, sans-serif font. To the right of the number '7' is a small speaker icon. Below the text, there are 17 yellow pencils with red erasers and sharpened tips, arranged in three rows: the first two rows have three pencils each, and the third row has two pencils. At the bottom, there is another banner of colorful triangular flags. On the left side of the page, there are illustrations of a sun, a purple chair, and a blue leaf.



EIGHTEEN




19

19



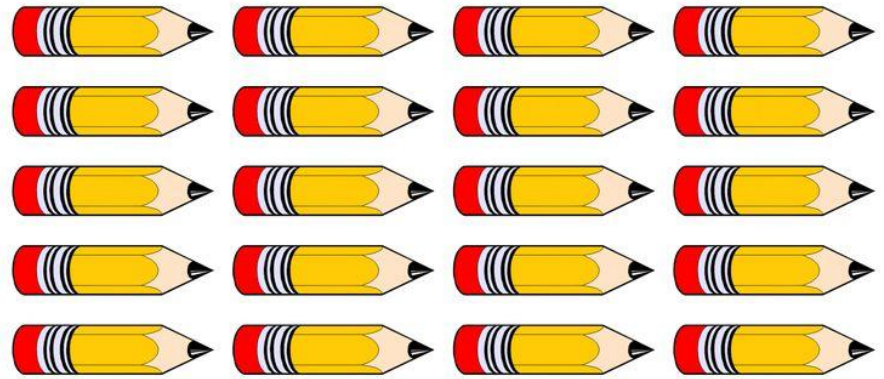
NINETEEN

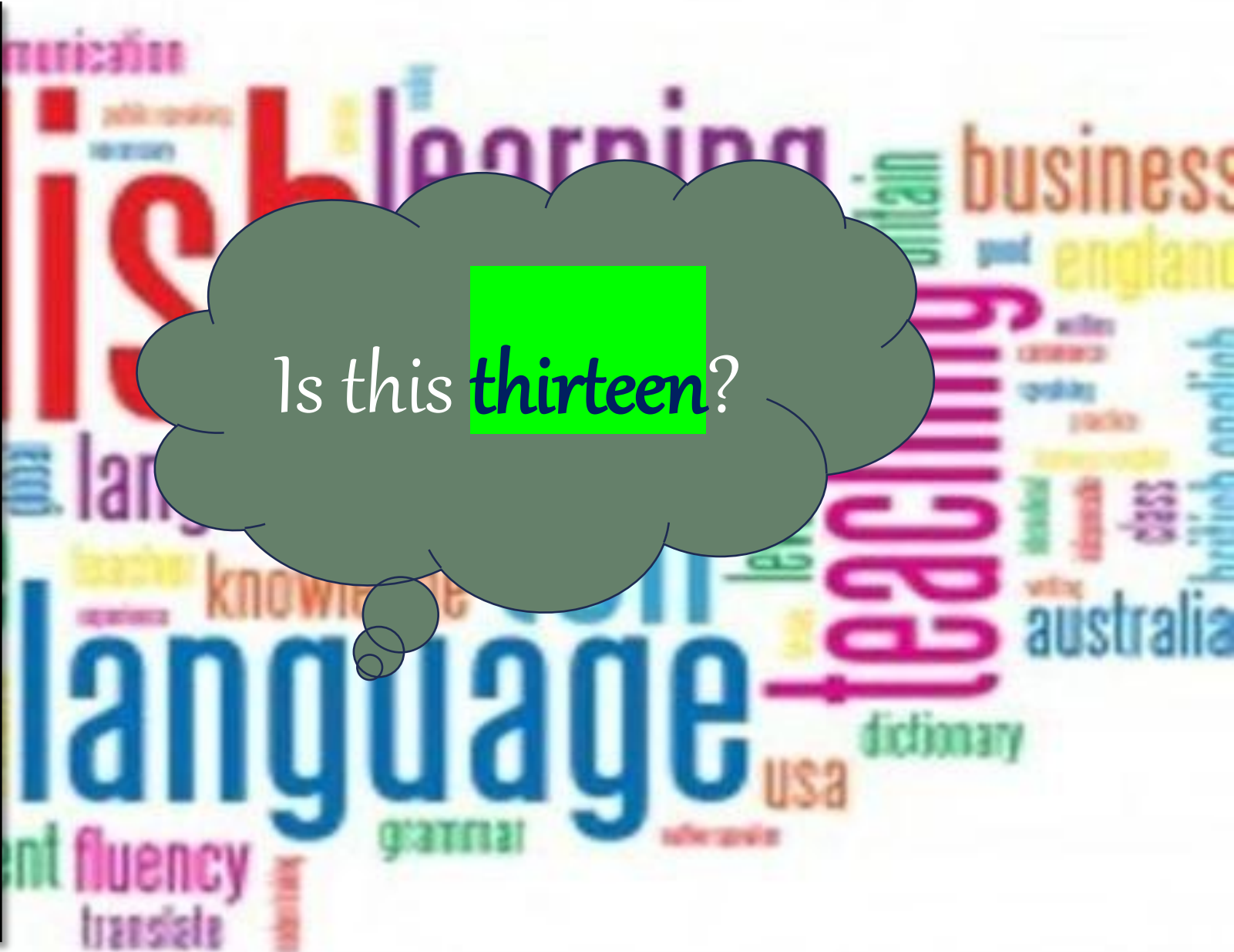




20

Twenty



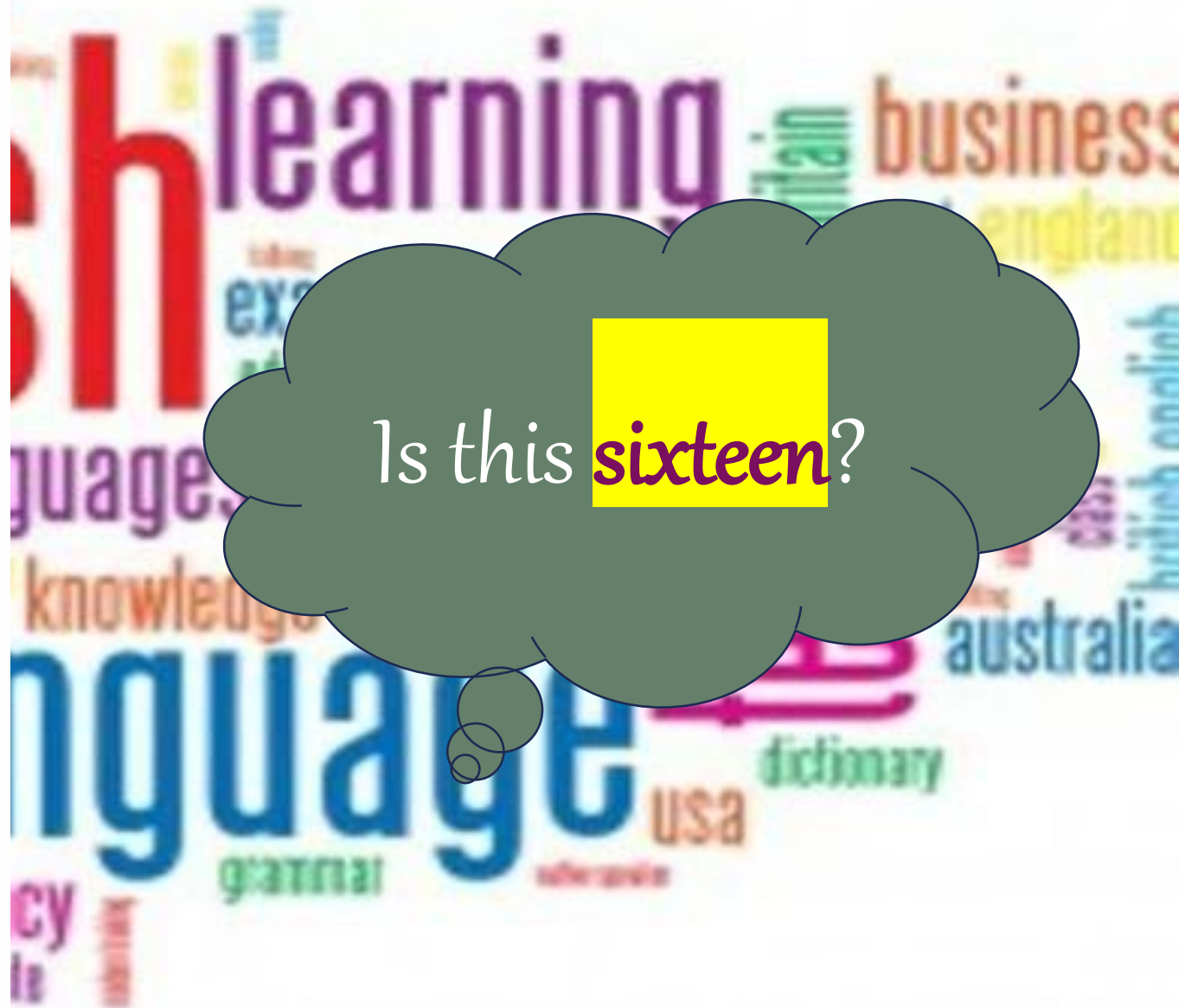


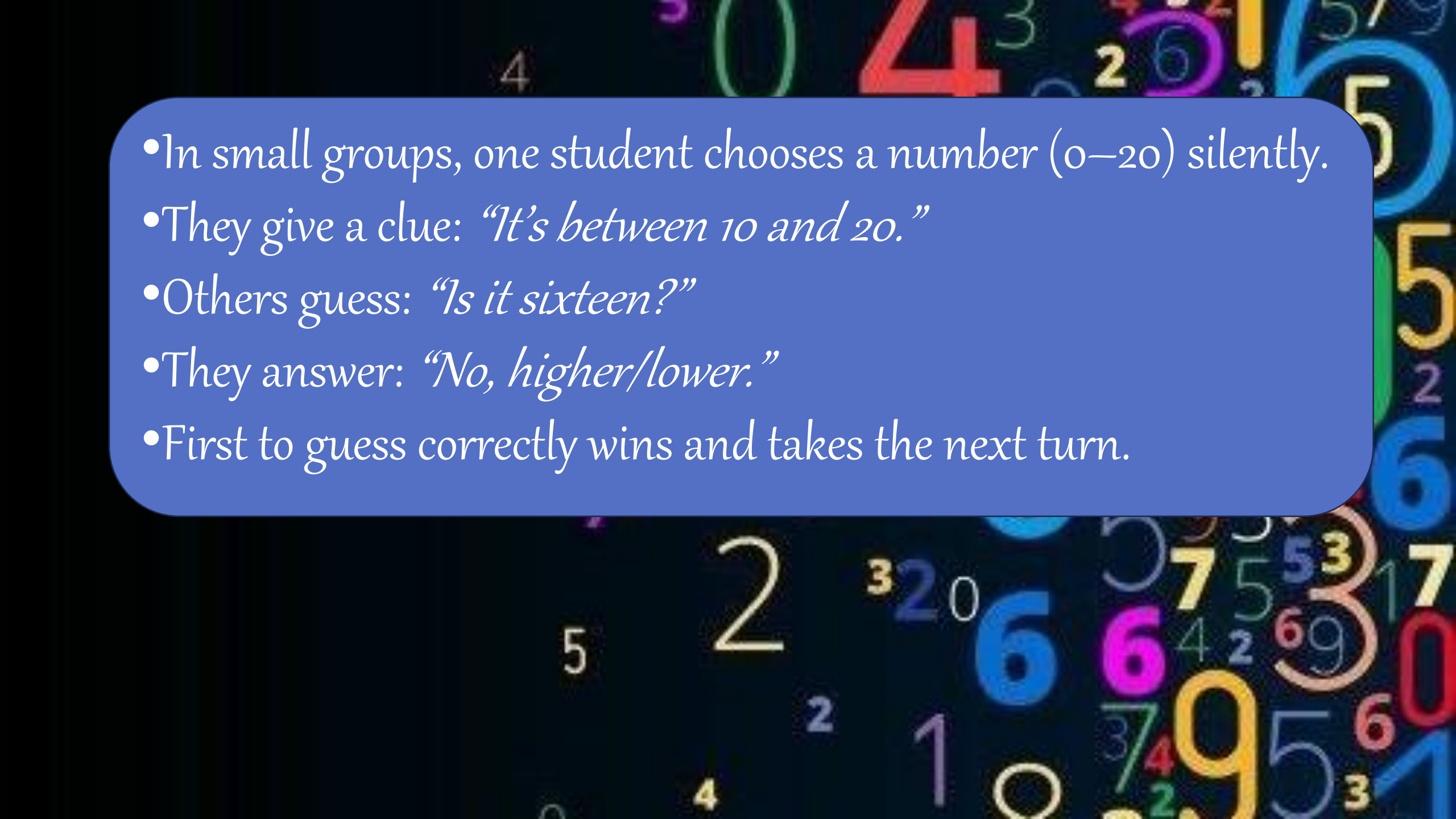
Is this **thirteen**?




6

Is this **sixteen**?



- 
- The background of the slide is a dark, almost black, field filled with various numbers in different colors and sizes. The numbers are scattered across the entire page, with some appearing larger and more prominent than others. The colors include bright red, yellow, blue, green, purple, and white. The numbers themselves are integers, including 0, 1, 2, 3, 4, 5, 6, 7, 8, 9, and 10. Some numbers are slightly blurred, giving a sense of depth and movement. The overall effect is a vibrant, abstract pattern of mathematical symbols.
- In small groups, one student chooses a number (0–20) silently.
 - They give a clue: *“It’s between 10 and 20.”*
 - Others guess: *“Is it sixteen?”*
 - They answer: *“No, higher/lower.”*
 - First to guess correctly wins and takes the next turn.



NUMBER FISH



Read the numbers of the fish

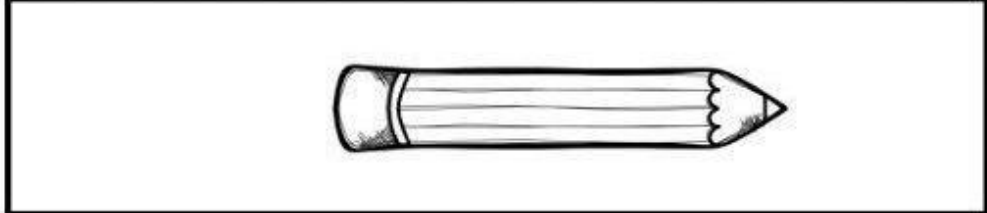
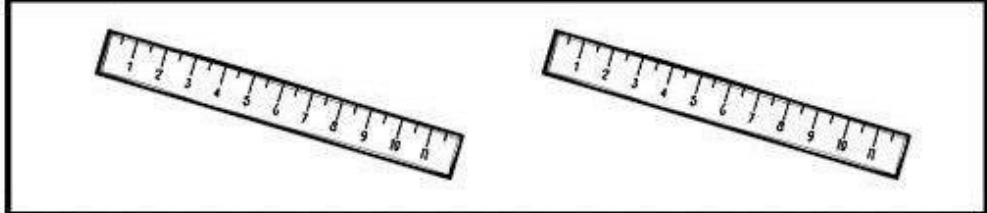

Name _____

Number Matching



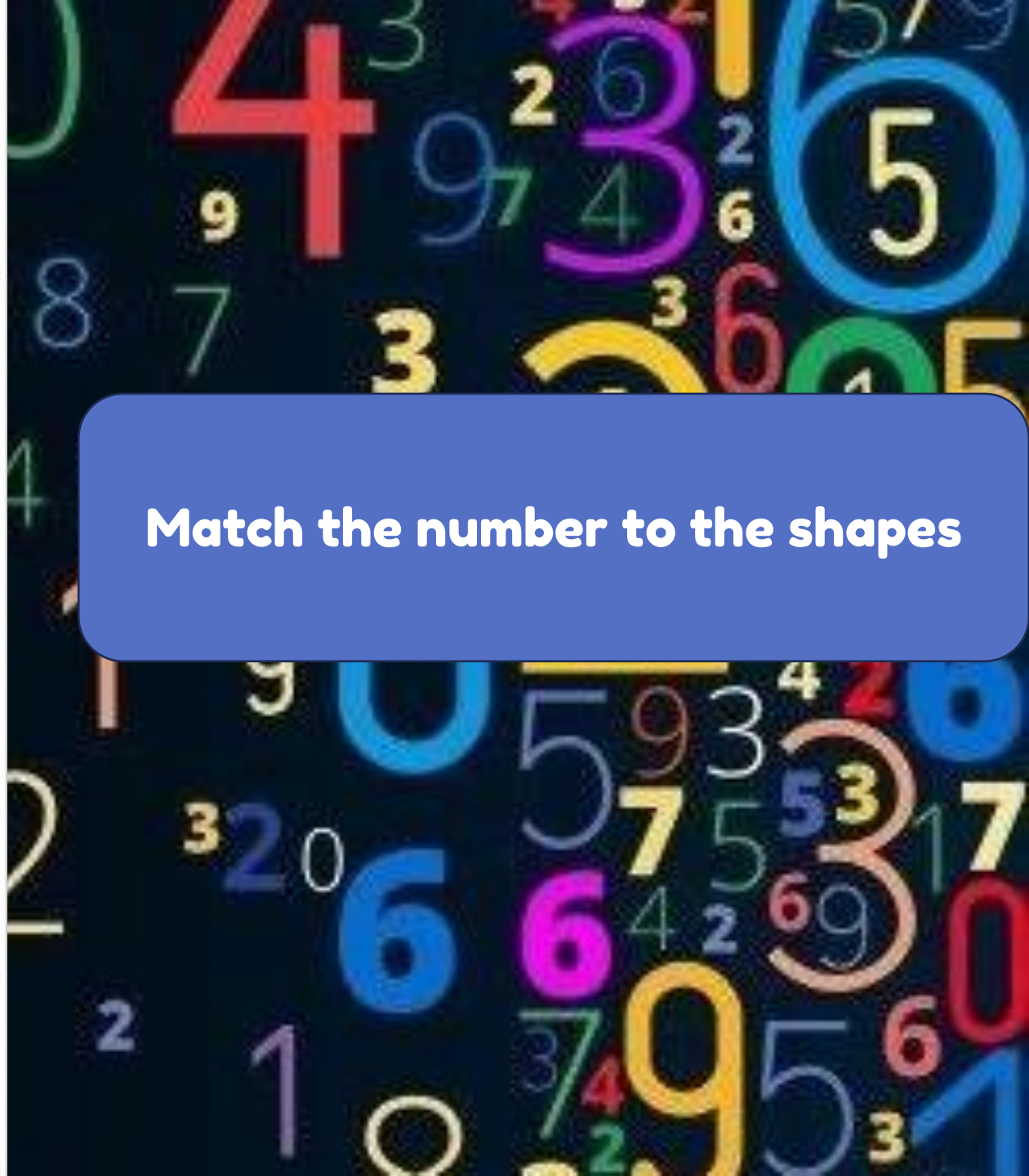
Count and color the objects.

Cut out the numbers and match them to the correct box.



© Keeping My Kiddo Busy 2016, 2019 All Rights Reserved keepingmykiddobusy.com

Match the number to the shapes





THANK YOU
for your
ATTENTION!