



Page 11

ENGLISH

# 1 Stand Up If...



*I say a sentence. stand if it's true.*

Examples:

“Stand up if you are wearing blue.”



“Stand up if you like coffee.” 

“Stand up if you have a brother.” 

RN

ISH



# NUMBER CHART 1~20

1

ONE

2

TWO

3

THREE

4

FOUR

5

FIVE

6

SIX

7

SEVEN

8

EIGHT

9

NINE

10

TEN

11

ELEVEN

12

TWELVE

13

THIRTEEN

14

FOURTEEN

15

FIFTEEN

16

SIXTEEN

17

SEVENTEEN

18

EIGHTEEN

19

NINETEEN

20

TWENTY





How many candles? Write the number in the word.

LEARN

GLISH



nine



ENGLISH





ENGLISH






Look at the picture in last exercise. Listen and match the people to the cakes?

GLISH





How old are you?



**1** Ryan: cake

**2** Penny: cake

**3** Jack: cake

**4** David: cake

**5** Anna: cake

**6** Lara: cake

ENGLISH





Listen and repeat. Then write  
the days in the right order in  
the calendar.

LEARN

GLISH



Wednesday

Saturday

Thursday

Tuesday

Friday

Monday

Sunday

January

Monday						
1	2	3	4	5	6	7
8	9	10	11	12	13	14

ENGLISH





Listen and check the practice  
with your partner.

LEARN

GLISH





Wednesday, Thursday



Friday







Make three questions. Then walk around the class and ask and answer.

How

What

How

1

is your name?

2

do you spell it?

3

old are you?





Page 12

ENGLISH





E

➡ Fill in the blank tiles with the missing letters :

A		C		
	G		I	J
K			N	
P		R		T
	V			Y
Z				

SH






Look around! What do you see?

LEARN

GLISH









apple



ENGLISH





ENGLISH





orange




ENGLISH





picture



GLISH





pens



ENGLISH





pencils



GLISH





pencil case



ENGLISH





boy



ENGLISH






books




GLISH





rulers



ENGLISH



Look at the letters. Unscramble them to make  
the correct word!

SKOBO






Look at the letters. Unscramble them to make  
the correct word!

ICTRPE


U





Look at the letters. Unscramble them to make  
the correct word!

RSELRU



ENGLISH



Some letters are missing. Can you complete the word?


\_ E \_ C I \_





Some letters are missing. Can you complete the word?

\_ U \_ \_ E R





Some letters are missing. Can you complete the word?

P

\_\_\_\_\_

\_ A \_ E 



D

apple



E

rubbers



F

orange



G

picture



H

rulers



I

pens



J

pencils




K

pencil case



L

boy



M

books




Listen &  
Repeat!

ISH



*a book*



*two books*



*one book*




ENGLISH

an apple



two apples



one apple



ENGLISH



- 
- ◆ Use **a** before a consonant:



- **a** book

- **a** ruler

- **a** pen

## CONSONANTS

Consonants are any letters of Alphabets that are not vowel. You use your lips or tounge to say consonant sounds.

**B C D F G H J**  
**K L M N P Q R**  
**S T V W X Y Z**

- 
- ◆ Use **an** before a vowel:


- an **apple**
- an **orange**
- an **eraser**

# VOWELS

Vowels are the only letters that are said with an open mouth. Each vowel has more than one sound and can be silent with no sound at all.

A E I O U





a ruler

a book

an apple

an orange

two rulers

three books

LEARN

ENGLISH

 Look at the word. Choose a or an.

\_\_\_\_\_ apple 

\_\_\_\_\_ orange 

\_\_\_\_\_ rubber 

\_\_\_\_\_ pen 

\_\_\_\_\_ ruler 

\_\_\_\_\_ book 



Point to the things in the book  
and your classroom and say  
what you can see.



a board



a pencil case

three pencils





Match the colors to the  
board?

LEARN

GLISH



orange

blue

green

grey

red

LEARN







black

white

yellow

brown

LEARN







Listen and check your  
answers? 

LEARN

GLISH





Say the color not the word!

LEARN

GLISH



0 **black** *yellow*

1 **blue**

2 **brown**

3 **green**

4 **grey**

5 **orange**

6 **red**

7 **white**

8 **yellow**



Write sentences.

LEARN


GLISH






This pencil is yellow.











LEARN


3

G









# Homework

## Numbers



2 Circle seven numbers.

eightthreeonesixtwentyelevenfifteenthirteen



3 Write the numbers.

\_\_\_\_\_ *one* \_\_\_\_\_

two

four

five

\_\_\_\_\_ seven \_\_\_\_\_

\_\_\_\_\_ nine \_\_\_\_\_

ten

\_\_\_\_\_ twelve \_\_\_\_\_

\_\_\_\_\_ fourteen \_\_\_\_\_

sixteen  
seventeen  
eighteen  
nineteen  
\_\_\_\_\_



# Homework

## Days



4 Write the days.

**0 August 2015**

1	Saturday
2	Sunday
3	Monday
4	<u>Tuesday</u>
5	Wednesday
6	Thursday
7	Friday

**3**

12	Friday
13	Saturday
14	Sunday
15	.....
16	Tuesday
17	Wednesday
18	Thursday

**1**

7	Wednesday
8	Thursday
9	Friday
10	Saturday
11	.....
12	Monday
13	Tuesday

**2**

14	Thursday
15	Friday
16	.....
17	Sunday
18	Monday
19	Tuesday
20	Wednesday

**4**

2	Tuesday
3	Wednesday
4	Thursday
5	.....
6	Saturday
7	Sunday
8	Monday

**5**

4	Sunday
5	Monday
6	Tuesday
7	.....
8	Thursday
9	Friday
10	Saturday

**6**

**January**

Monday	Tuesday	Wednesday	.....	Friday	Saturday	Sunday
1	2	3	4	5	6	7

# Homework



## 5 Match the questions to the answers.

0 Hello, I'm John. What's your name?

1 Hi. What's your name?

2 How do you spell it?

3 How old are you?

4 What day is it today?

a Hi. My name's Sarah.

b I'm 11 years old.

c It's Thursday.

d S-A-R-A-H.

e Hi, John. I'm Mark.



## 6 Write about you.

1 Hello. What's your name?

2 How do you spell it?

3 How old are you?

4 What day is it today?

---

---

---

---



# Homework

## The classroom



7 Look at the picture and write the words. Use *one, two, three, four* and *six*.



apple    books    boys    desk    girls    orange    pen    pencils    ruler    teacher

0	<u>four books</u>	3	<u>                    </u>	6	<u>                    </u>	9	<u>                    </u>
1	<u>                    </u>	4	<u>                    </u>	7	<u>                    </u>		
2	<u>                    </u>	5	<u>                    </u>	8	<u>                    </u>		

# Homework

## » GRAMMAR REFERENCE AND PRACTICE PAGE 136

2 Complete the sentences with *this*, *that*, *these*, *those* and a colour word.




0 This desk is brown.




1 \_\_\_\_\_ desk is \_\_\_\_\_.



2 \_\_\_\_\_ pens are \_\_\_\_\_.



3 \_\_\_\_\_ pens are \_\_\_\_\_.



4 \_\_\_\_\_ ruler is \_\_\_\_\_.



5 \_\_\_\_\_ ruler is \_\_\_\_\_.

3 Ask and answer about things in your classroom.

A: *What colour are these books?*

B: *Blue.*

A: *What colour is that desk?*

B: *Brown.*



# Homework

## Colours

8 Circle eight colours.



## GRAMMAR


a / an

1 Write a or an.

- |   |         |                    |
|---|---------|--------------------|
| 0 | _____ a | blue book          |
| 1 | _____   | orange pencil case |
| 2 | _____   | picture            |
| 3 | _____   | green rubber       |
| 4 | _____   | apple              |
| 5 | _____   | red pen            |

this, that, these, those

2 Read and colour.



1 This ruler is orange. That ruler is green.



2 These pens are blue. Those pens are yellow.

THANK

YOU