

# 14

# GETTING AROUND TOWN

## VOCABULARY AND READING

### Places in town

1 Look at the map and find these things.

EP bridges bus stops a playground  
a roundabout streets traffic lights

2 Look at the map again and find a place where you can:

EP

0 see a film <i>cinema</i>	8 buy petrol
1 send a letter	9 find a police officer
2 stay the night	10 get better
3 buy food	11 see a play
4 borrow a book	12 catch a bus
5 study	13 learn about history
6 eat a meal	14 buy things outdoors
7 get some money	

3 Talk to your partner. Which of the places in Exercise 2 do you ...

- like going to?
- often go to
- hate going to?
- never go to?

4 Read the description of the town and look at the map in Exercise 1. Find five mistakes in the description.

### ABOUT YOU

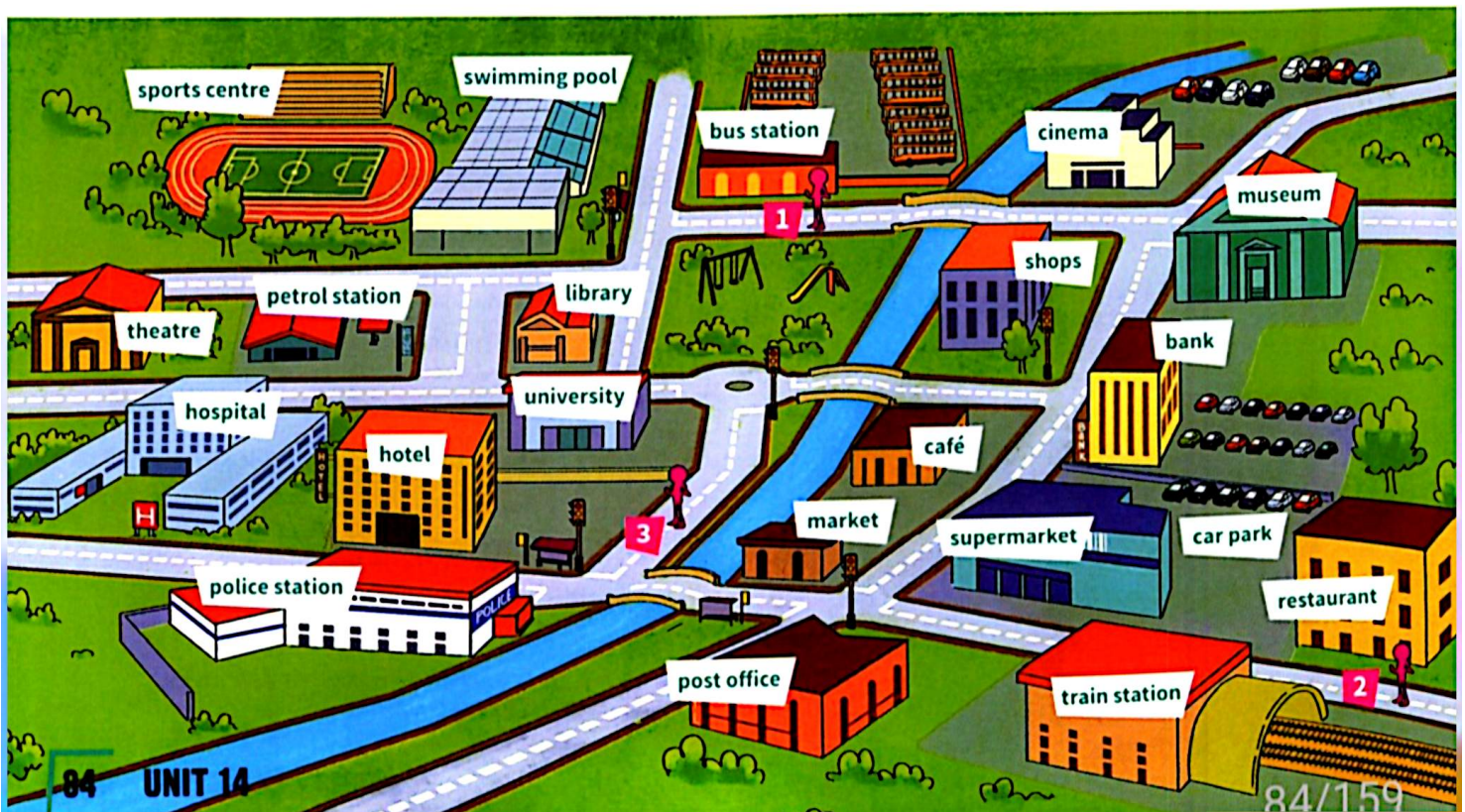
Do you live in a city, town or village? What is it like?  
Do you prefer cities, towns or villages?  
What's the best thing about where you live?

ABOUT | GALLERY | CONTACT

This is my town. It's small but very pretty. A river goes **through** the town centre and there are four bridges going **across** it. Between the road and the river, there's a market. **Next** to the market is a really nice café. There are also some shops in the town. **Opposite** the shops, there's a bank, a museum and a restaurant. Behind the museum, there's a children's playground. The restaurant is **near** the train station, and **beside** the train station there's a post office. There's also a sports centre on that street. **In front of** the supermarket, there's a car park. We have a zoo too, but that's **outside** the town.

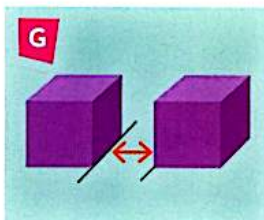

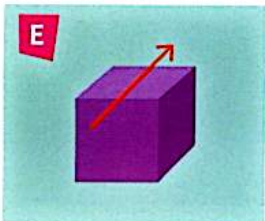
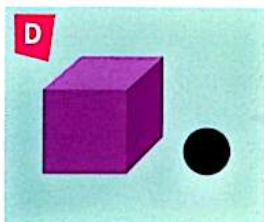
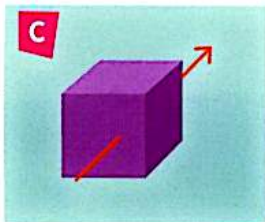
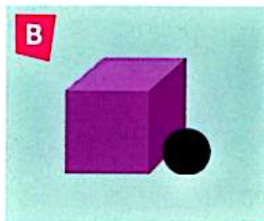
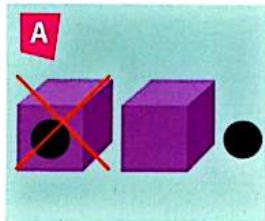
101

5 20 9



**1** Read the description in Exercise 4 on page 84 again and match the prepositions to the diagrams.

across    beside/next to    in front of  
near    opposite    outside    through



**2** Look at the map on page 84. Complete each sentence with a preposition.

- The river goes \_\_\_\_\_ the town.
- Hotel guests need to go \_\_\_\_\_ the river to go to the museum.
- The zoo is \_\_\_\_\_ the town.
- There's a bus stop \_\_\_\_\_ the hospital.
- There's a car park \_\_\_\_\_ the supermarket.
- The bank is \_\_\_\_\_ the museum.
- There are some shops \_\_\_\_\_ the museum.

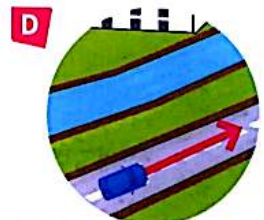
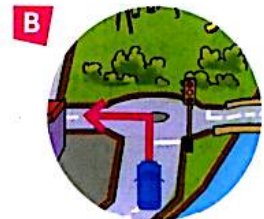
**GRAMMAR REFERENCE AND PRACTICE PAGE 151**

**3** Find the people on the map on page 84. Each person wants to go somewhere. Listen to the conversations. Where do the people want to go?

Person 1 \_\_\_\_\_                      Person 3 \_\_\_\_\_  
Person 2 \_\_\_\_\_

**4** Match the sentences to the pictures.

- Go past the train station.
- Turn right at the traffic lights.
- Go straight on. Don't turn left or right at the traffic lights.
- The bank is on your right.
- Drive along the road beside the river.
- Turn left at the roundabout.



**5** Listen and check. Then repeat.

**5** Choose the correct preposition to complete the sentences.

- To get to my house, go *through* / *along* Beat Street, turn right and it's on your left.
- My house is *between* / *next to* the Columbus Hotel.
- To get to the station, walk *across* / *near* the bridge at the end of the High Street.
- The bus stops *before* / *outside* my house. It brings me all the way home.
- My house is *in front of* / *opposite* the post office. I can cross the road and send letters and parcels there.

**6** Work with a partner. Student A, say which person you are on the map (1, 2 or 3). Then ask Student B for directions to somewhere on the map. Student B, give directions. Then change roles.

**A:** Excuse me. Is there a supermarket near here?

**7** Write some directions to places from your school. Give the directions to your teacher to read out.

**8** In pairs, listen to new directions from your partner. Say where they take you to.

Go out of the school and turn left. Take the first road on the right. Walk past Café Brava. Where are you?

## READING

- 1 Look at the map and read the article about Edinburgh. Match places A–E to the names in the box.

Edinburgh Castle  
 Palace of Holyroodhouse  
 Scottish Parliament  
 St Giles' Cathedral  
 Tourist Information Office



- 104 Listen and check. Then repeat.

- 2 Read the article again. Are the sentences right (✓) or wrong (X)?

- 1 Edinburgh is the largest city in Scotland.
- 2 Lots of people visit the castle in the summer.
- 3 You can walk from Edinburgh Castle to Holyroodhouse.
- 4 The Camera Obscura museum is about the history of Edinburgh.
- 5 The Queen sometimes stays at Holyroodhouse.
- 6 The Scottish Parliament building is closed to visitors.
- 7 Princes Street is a good place to go shopping.
- 8 All of Edinburgh's guided tours are on foot.

Hey guys! I'm going to **Edinburgh**, the capital of Scotland, soon. Have you got any advice for me?

Lucky you! Edinburgh's great. It isn't the biggest city in Scotland, but it's very beautiful and has an amazing history. The best place to start is Edinburgh Castle. This sits up on top of Castle Rock and from here you can see the whole city below you. It gets very busy in the summer.

Next, walk down the Royal Mile, through Edinburgh's 12th-century Old Town. Don't miss St Giles' Cathedral and the Camera Obscura. This amazing museum is all about how we see things, and has floating fish, funny mirrors and a 3D tunnel of stars. They sell great postcards there.

At the bottom of the Royal Mile is the Queen's Edinburgh home, the Palace of Holyroodhouse. When the Queen isn't there, you can visit the rooms and gardens. Next to the Palace is the Scottish Parliament. Spanish architect Enric Miralles designed it. Parts of it look like fishing boats on the beach. There are also roof gardens and fountains. And you can visit it for free!

You should also go to Edinburgh's New Town. This area isn't very new actually – it's over 200 years old! The most famous street in Edinburgh, called Princes Street, is in New Town. Here you find Edinburgh's best shops and department stores.

If you haven't got much time, you can see Edinburgh with a tour guide. Choose from walking tours, cycle tours and even ghost tours. These take you through the narrow streets of the Old Town late at night, and include scary stories from the 18th century.

Don't forget to take a good guidebook – and your raincoat. It often rains in Edinburgh. Have a great time!



105



### TALKING POINTS

Would you like to go to Edinburgh? Why / Why not?  
 What would you like to do there?  
 Do you enjoy visiting cities?  
 What kind of museums do you like best?

## VOCABULARY

### Compound nouns

In English, it's possible to make new words by putting two words together: *bus + stop = bus stop*. These are called compound nouns. Sometimes they are written as one word and sometimes as two. Do you do this in your language too?

- 1 Look at the map, text and Exercises on page 84, and find 12 compound nouns.
- 2 Match the words on the left of the box to the words on the right to make compound nouns.  
EP Remember some are one word and some are two.

post	guide
cycle	tour
walking	coat
guide	card
tour	book
rain	tour

106 Listen and check. Then repeat.

- 3 Complete the sentences with compound nouns from Exercise 2.
  - 1 I found a \_\_\_\_\_ with a really nice picture on it to send to my friend.
  - 2 I'm glad I wore a \_\_\_\_\_ yesterday because the weather was terrible.
  - 3 Our \_\_\_\_\_ was so funny. I loved her stories about the city.
  - 4 That \_\_\_\_\_ was fun, but my feet hurt now!
  - 5 I read in the \_\_\_\_\_ that this castle is 1,000 years old.
  - 6 The \_\_\_\_\_ was brilliant. We rode all around the city.

## PRONUNCIATION

### Compound nouns

107 Listen to the compound nouns and underline the stressed words.

cycle tour

In compound nouns, which word do we usually stress? Listen again and repeat the words.



## LISTENING

108 Listen to Rob talking to a friend about a visit to Edinburgh. Which place did Rob visit at each time?

0 Friday evening B

Times	Places
1 Saturday morning	<input type="checkbox"/> A Scottish Parliament
2 Saturday afternoon	<input type="checkbox"/> B Old Town
3 Saturday evening	<input type="checkbox"/> C Theatre
4 Sunday morning	<input type="checkbox"/> D New Town
5 Sunday afternoon	<input type="checkbox"/> E Museum
	<input type="checkbox"/> F Edinburgh Castle
	<input type="checkbox"/> G Cathedral
	<input type="checkbox"/> H Holyroodhouse

108 In pairs, compare your answers. Listen again and check.

## WRITING

### PREPARE TO WRITE

#### An article

GET READY Look at the article about Edinburgh again and find all the examples of *this* and *these*. Then complete the paragraph about London with *this* or *these*.

London is the capital city of England, and has lots of interesting buildings you can visit. One of <sup>1</sup> \_\_\_\_\_ is Buckingham Palace, the Queen's London home. From here you can walk to St James's Park. <sup>2</sup> \_\_\_\_\_ is a lovely place to stop for a rest and a picnic. Many people like to see shows when they are in London. You can get tickets for <sup>3</sup> \_\_\_\_\_ online or in Leicester Square. And don't forget about Harrods! <sup>4</sup> \_\_\_\_\_ shop is famous around the world.

PLAN Make a list of interesting and famous places in a city you know well. Choose three, and make notes about them. You could include information such as:

- where they are
- what you can do there
- why they are interesting.

WRITE Write 50–60 words about your city. Use *this/ these* in your paragraph.

IMPROVE In pairs, read your own text and your partner's. Did you write about the same places? Check for mistakes with *this/these*. Give your partner two ideas to make their text better.