



WELCOME

we're glad you're here



LET

the

ADVENTURE

Begin

Chapter 4

Fashion Design






What
should I
wear?

















Accessories
















The women wear **earrings** as accessory.



earrings

t-shirt




Next →



Types of clothing items.

Pattern:



Pattern:



Pattern:



Pattern:




Pattern:



Pattern:







Pattern:



What is the pattern of this shirt?



A striped

B plain

C flora


D checked





Talking about
Clothes

I have a shirt with stripes
in blue and green.



I have a shirt with polka dots in red and white.



I have a shirt with an animal print.





Talking about Clothes Patterns & Colors

have

Subject

+

or

+

has

pattern

clothing

colors

- He's wearing a check shirt.



He is wearing a paisley tie.



- I'm wearing a floral shirt, with pink earrings.





Talking about Clothes Patterns & Colors

am wearing

or

is wearing

or

are wearing

Subject



a/an



pattern

clothing

colors



What's wrong?



Look at this outfits.

What works? What doesn't work?






What works with what?



A T-shirt works well with jeans.





5/4/2026





What works with what?

✘ Boots don't really work with a long dress.





What works with what?



A **graphic shirt** looks great with **jeans**.





What works with what?



A paisley tie pairs well with a plain shirt.





 PATTERNS

works

or

looks

or

pairs


THING 1



WELL WITH



THING 2



work

or

look

or

pair

+

WELL WITH

+

THING 2

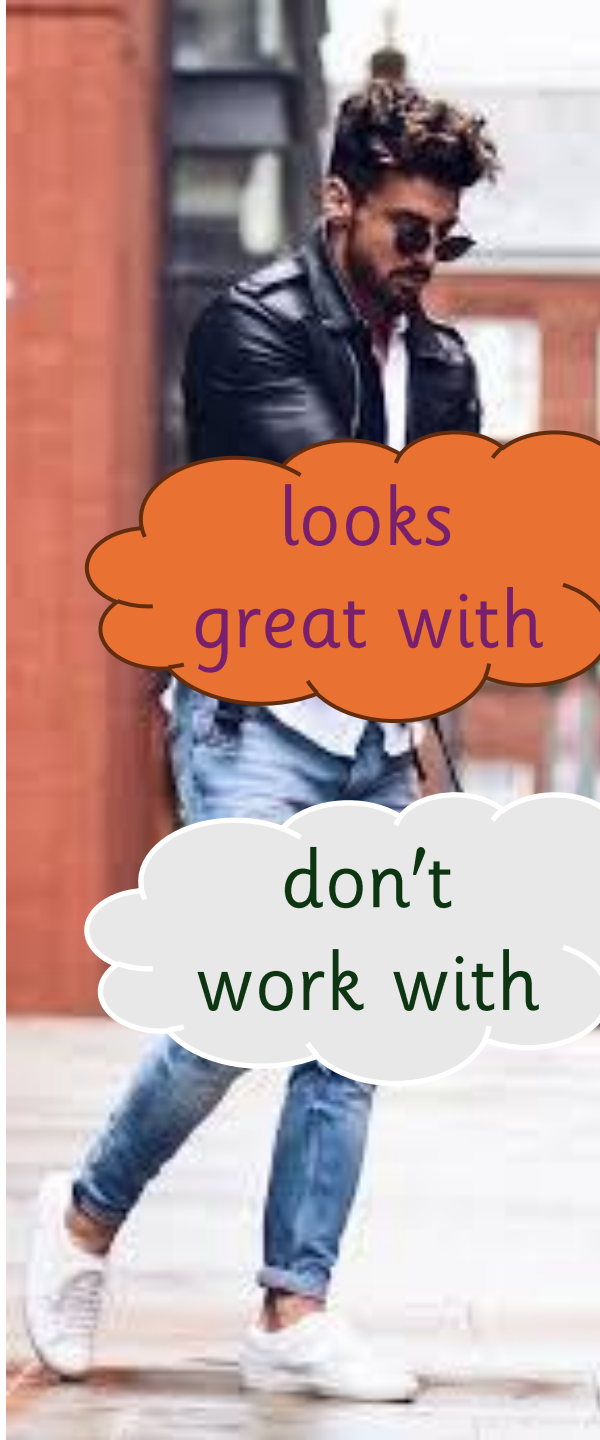
 PATTERNS

A leather jacket

looks
great with

don't
work with

jeans.





Talking about Clothes



I have a shirt with stripes in blue and green.



I have a shirt with polka dots in red and white.



He's wearing a check shirt.



I'm wearing a floral shirt, with pink earrings.



He is wearing a paisley tie.



I have a shirt with an animal print.

How to style clothes



A T-shirt works well with jeans.



Boots don't really work with a long dress.



A graphic shirt looks great with jeans.



A paisley tie pairs well with a plain shirt.



In pairs:

Your friend is getting dressed for:

a job interview 

a party with friends 

a rainy day 

Give advice!

"You should wear..."

"... works well with ..."

"... doesn't really work with ..."

How to look good in clothes



Styling Tips



Tip 1: Match colours



Wear colours that look nice together.



white T-shirt + blue jeans

Tip 1: Match colours



Wear colours that look nice together.

✗ red shirt + green trousers (too bright)

Tip 2: Add layers

Add more clothes on top for extra style.

Wear a jacket over a T-shirt to stay warm and look cool.



Tip 3 – Choose the Right Size



Make sure clothes fit well, not too loose or too tight.

If your shirt is too big, it might look funny. Get one that fits just right.

Too big 🤪 – Too small 😞 –
Just right 👍

Tip 4 – Add Accessories



Use things like hats, belts, or jewelry to make your outfit special.



A colorful hat can make a plain outfit look fun.



Tip 5 – Wear Comfortable Shoes



Choose shoes that are comfy for walking and playing.



Sneakers are great for running and jumping.

Sneakers = 😊 👟 – Painful shoes = 😞

Tip 6 – Mix Patterns Carefully



Don't wear too many different patterns at once.

If your shirt has stripes, try to wear plain pants.

Stripes + plain = 😊 – Stripes
+ dots = 😞

Tip 7 – Tuck In or Leave Out



Decide if you want to tuck your shirt into your pants or leave it out.

Tuck in your shirt for a formal look, or leave it out for a casual look.



Tuck in 🎩 – Leave out 😎

Tip 8 – Match with the Occasion



Pay attention to where you are going and what the dress code is.

Wear a nice dress for party and comfy clothes for playing.



Party  – Playing  –
School 

Styling Tips

1

Match Colors

Tip: Try to wear clothes with colors that go well together.

Example: Pair a white T-shirt with jeans because they look nice together.

2

Add Layers

Tip: Add more clothes on top for extra style.

Example: Wear a jacket over a T-shirt to stay warm and look cool.

3

Choose the Right Size

Tip: Make sure clothes fit well, not too loose or too tight.

Example: If your shirt is too big, it might look funny. Get one that fits just right.

4

Add Accessories

Tip: Use things like hats, belts, or jewelry to make your outfit special.

Example: A colorful hat can make a plain outfit look fun.

5

Wear Comfortable Shoes

Tip: Choose shoes that are comfy for walking and playing.

Example: Sneakers are great for running and jumping.

6

Mix Patterns Carefully

Tip: Don't wear too many different patterns at once.

Example: If your shirt has stripes, try to wear plain pants.

7

Tuck In or Leave Out

Tip: Decide if you want to tuck your shirt into your pants or leave it out.

Example: Tuck in your shirt for a formal look, or leave it out for a casual look.

8

Match with the Occasion

Tip: Pay attention to where you are going and what the dress code is.

Example: Wear a nice dress for party and comfy clothes for playing.

9

Be Yourself, Keep it Clean and Smell Nice

Tip: Wear what makes you feel good. You don't need to buy expensive clothes, just make sure your clothes are clean and you smell nice.





Thank You

