

IN THE CLASSROOM

VOCABULARY

The alphabet

01 **1** Listen and repeat the letters.

Aa Bb Cc Dd Ee Ff Gg Hh Ii
 Jj Kk Ll Mm Nn Oo Pp Qq Rr
 Ss Tt Uu Vv Ww Xx Yy Zz

02 **2** Listen and write the names.



03 **3** Listen and repeat. Then ask and answer with your partner.



What's your name?

William

How do you spell it?

W-I-double L-I-A-M



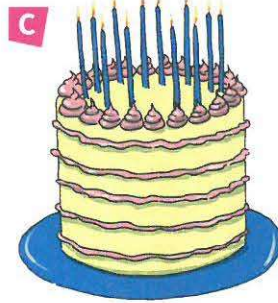
Numbers

04 **4** Listen and repeat the numbers.

1 one 2 two 3 three 4 four 5 five 6 six 7 seven 8 eight 9 nine 10 ten 11 eleven
 12 twelve 13 thirteen 14 fourteen 15 fifteen 16 sixteen 17 seventeen 18 eighteen 19 nineteen 20 twenty

5 How many candles? Write the number in words.

nine



6 Look at the cakes in Exercise 5. Listen and match the people to the cakes.


How old are you?

- 1 Ryan: cake D
- 2 Penny: cake
- 3 Jack: cake

- 4 David: cake
- 5 Anna: cake
- 6 Lara: cake



7 Listen to your teacher. Write four numbers. Then play a game.



Days

8 Listen and repeat. Then write the days in the right order on the calendar.

Wednesday Saturday Thursday Tuesday Friday Monday Sunday

January						
Monday						
1	2	3	4	5	6	7
8	9	10	11	12	13	14

9 Listen and check. Then practise with your partner.

SPEAKING



Wednesday, Thursday



Friday

1 Make three questions. Then walk around the class and ask and answer.

How What How

- 1 _____ is your name?
- 2 _____ do you spell it?
- 3 _____ old are you?

VOCABULARY

The classroom

1 Listen and repeat.




GRAMMAR

a / an

a ruler a book an apple an orange
two rulers three books

GRAMMAR REFERENCE AND PRACTICE PAGE 136

1 Point to things in the book and in your classroom and say what you can see.



VOCABULARY

Colours

1 Match the colours to the words.

EP black orange blue red brown white green yellow grey

1 orange




08 Listen and check. Then repeat.

2 Say the colour, not the word!

0 black yellow 5 orange
1 blue 6 red
2 brown 7 white
3 green 8 yellow
4 grey

3 Write sentences.

The pencil is yellow.





GRAMMAR

this, that, these, those

1 Read the sentences. Match them to the pictures.

- 1 This pencil is red.
- 2 These pencils are orange.
- 3 That book is green.
- 4 Those books are blue.




GRAMMAR REFERENCE AND PRACTICE PAGE 136

2 Complete the sentences with *this, that, these, those* and a colour word.




0 This desk is brown.



1 _____ desk is _____.



2 _____ pens are _____.



3 _____ pens are _____.



4 _____ ruler is _____.



5 _____ ruler is _____.

3 Ask and answer about things in your classroom.

A: What colour are these books?
B: Blue.

A: What colour is that desk?
B: Brown.

VOCABULARY

Months

1 Put the months in the correct order.

May

January

June

November

August

April

December

July

September

March

February

October

Listen and check. Then repeat.

Listen and repeat. Then walk around the class. Ask and answer the question.



When's your birthday?

In November.



3 Complete the table for the class.

10																				
9																				
8																				
7																				
6																				
5																				
4																				
3																				
2																				
1																				
	January	February	March	April	May	June	July	August	September	October	November	December								