

1

ALL ABOUT ME



ABOUT YOU

What's your name?
Where are you from?

VOCABULARY

AND

LISTENING

Objects and people

1 Match the things A-I in the photos to the words in the box.



bag camera chair dad phone
photo students and friends table watch



11 Listen, check and repeat.



12 **2** Look at the photos again. Listen to the conversation and find Rosa, Joelle and Paolo.



12 **3** Listen to the conversation again. Tick (✓) the right answer.



1 Rosa

- a I'm 11 today.
- b I'm 12 today.
- c I'm 13 today.




2 Paolo

- a He's my dad.
- b He's my teacher.
- c He's my friend.



3 Joelle

- a My number's 046 311 392.
- b My number's 056 312 392.
- c My number's 056 123 923.



Hi. I'm Joelle.

Hi, Joelle. My name's Rosa. And this is Paolo.

Hello, Joelle.

... and his phone's red!

Look, Rosa! Her phone's red ...



See you later.

See you Saturday.

Goodbye, Joelle.
Bye, Rosa.



13 **4** Listen and repeat.

Hi. I'm Clara.

Hi, Clara. My name's Nick. And this is Maya.

Hello, Clara.

See you later.

Yes. See you Monday.

Goodbye, Nick. Bye, Clara.

5 Practise the conversation in groups of three. Use your names.

GRAMMAR

Determiners

1 Look at the words and complete the table.

His bag's blue.
This is my watch.
Her bag's red.
What's your phone number?

pronoun	determiner
I	my
You	1
He	2
She	3

GRAMMAR REFERENCE AND PRACTICE PAGE 137

2 Complete the sentences.

0 My name's Tom.



1 name's Jo.

2 name's



3 name's



be singular +

3 Look at the purple letters in the sentences. Complete the table with the words in the box.

is are is am is

I'm Joelle	1 I _____ Joelle
You're funny!	2 You _____ funny
She's my teacher.	3 She _____ my teacher
He's my dad.	4 He _____ my dad.
It's new.	5 It _____ new.

GRAMMAR REFERENCE AND PRACTICE PAGE 137

4 Complete the sentences.

0 I'm _____ Lyra.



1 It _____ green.



2 She _____ my friend.



3 He _____ my teacher.



4 I _____ Ben.



5 And you _____ a student.



5 Work in pairs. Ask and answer about your phone numbers.

A: What's your phone number?

B: It's ... What's your phone number?

A: It's ...

Now tell the class about your friend's phone number.

His or her phone number's ...

6 Make a picture.

Talk to your partner about it.

My name's Monika.


I'm 13.

This is my new school bag.

It's red.



7 Play a game in groups of four. Put your pictures on the table. Take turns to speak.



VOCABULARY AND READING

Countries and nationalities

1 Read about the students from different countries and answer the questions.

- 1 Where is Irina from?
- 2 How old is Martina?
- 3 What's the name of the boy from Mexico?
- 4 How old are the twins from Brazil?
- 5 Where is Matteo from?
- 6 Is one of the students from your country?

2 Read about the students again and complete the table.

EP

country	nationality
0 Italy	<i>Italian</i>
1 Turkey
2	Mexican
3	Brazilian
4	Russian
5 China
6	Argentinian
7 Spain

15 Listen and check. Then repeat.

3 Match the flags to the countries in Exercise 2.



Tell us about you.

How old are you?

What's your name?

Where are you from?



Hi. I'm Alejandro and I'm 15. I'm from **Mexico**.



Hi. My name's Li Ying and I'm **Chinese**. I'm 12.



Hi. I'm Timur and I'm 13. I'm **Turkish**.



Hello. We're Luisa and Ana. We're 11 and we're twins! We're from **Brazil**.



Hello. I'm from **Russia**. I'm 16 and my name's Irina.



Hi. My name's Santiago and I'm 13. I'm **Spanish**.



Hello. My name's Martina and I'm 15. I'm from **Argentina**.



Hi. I'm **Italian** and I'm 16. My name's Matteo.

PRONUNCIATION *from*

4 Listen and repeat.

A: *Where are you from?*

B: *I'm from China.*

Then ask and answer with your partner.

TALKING POINTS

What's your name?
How old are you?
Where are you from?
What's your nationality?

5 Listen and complete the chant.

Hi! Hello! Where are you from?
What's your nationality?

I'm Mexican.

He's Mexican!
He isn't ⁰ *Italian*.
He's Mexican!



Hi! Hello! Where are you from?
What's your nationality?

I'm Turkish.


She's Turkish!
She isn't ¹
She's Turkish!



Hi! Hello! Where are you from?
What's your nationality?

We're Brazilian.

They're Brazilian.
They aren't ²
They're Brazilian!



Hi! Hello! Where are you from?
What's your nationality?

We're Argentinian.

You're Argentinian.
You aren't ³
You're Argentinian!



GRAMMAR *be*

1 Read the chant again and complete the tables.

be plural +

We are	We're	Brazilian.
You are	1 _____	Argentinian.
They are	2 _____	Brazilian.

be singular and plural -

I am not	I'm not	Chinese.
You are not	3 _____	
He is not	4 _____	
She is not	5 _____	
We are not	6 _____	
You are not	7 _____	
They are not	8 _____	

GRAMMAR REFERENCE AND PRACTICE PAGE 137

2 Look at the sentences in Exercise 1 and complete the table.

+	-	
Germany	Egypt	0 <i>He's from Germany.</i> <i>He isn't from Egypt.</i>
Greece	Colombia	00 <i>They're Greek.</i> <i>They aren't Colombian.</i>
Brazil	Turkey	1 _____ from _____. We _____ from _____.
Argentina	Russia	2 _____. They _____ from _____.
Italy	China	3 _____ from _____. You _____ from _____.
Spain	Mexico	4 _____. She _____.
	England	5 _____ from _____. I _____ from _____.

3 Listen again. Then do the chant in your groups.

Write your country here.

SPEAKING


1 All about me. Work in pairs. Tell your friend about you.

My name's ...
I'm ...
I'm from ...

My phone number's ...
This is my ...

2

MY FAMILY



Hi. I'm David. This is my wife. Her name's Helena. These are our two daughters. Their names are Isabel and Ruby. Our son's name is Oscar.



ABOUT YOU

Where is your family from?
How old are the people in your family?

Hello. I'm Isabel and I'm 14. My sister's name is Ruby. These are my parents and this is my baby brother. He's called Oscar.

Hello. My name's Helena. This is my family - my husband and my three children. We're from Manchester.

Hi. My name's Ruby. I'm 11 and my sister Isabel is 14. Our baby brother is one. This is my mother and father. Their names are Helena and David, but we call them Mum and Dad!

VOCABULARY AND READING

Families

1 Read and answer the questions.

- 1 Where is the family from?
- 2 How old is Ruby?
- 3 How old is Isabel?
- 4 How old is Oscar?

2 Read again and complete the table.

EP	Ruby	Helena and David	Isabel and Ruby	Oscar	Ruby and Oscar
mum and dad		✓			
brother and sister					
parents					
daughter					
husband and wife					
son					
children					
mother and father					
child					
baby					

3 Listen to the family words and repeat them.

PRONUNCIATION and

4 Listen and repeat.

- 1 mum and dad
- 2 brother and sister
- 3 husband and wife
- 4 family and friends
- 5 mother and father
- 6 Spanish and German

GRAMMAR

Determiners

1 Find and underline *their* and *our* in the speech bubbles on page 18. Then match the pronouns to the determiners.


pronoun	determiner
I	her
you	our
he	my
she	their
we	your
they	his

GRAMMAR REFERENCE AND PRACTICE PAGE 138

2 Complete the sentences with *their* or *our*.



This is _____ mother.



These are my brothers.
names are Tom and Harry.



_____ children are 12, 10 and 7.
names are Lily, Riley and Ollie.

Possessive 's

3 Match the two parts of the sentences.

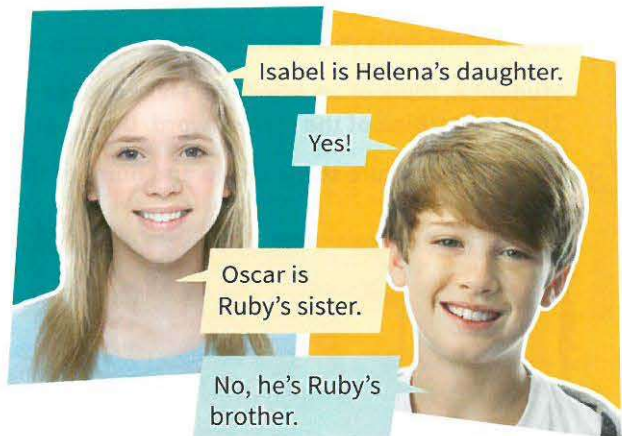
- | | |
|------------------------------|-----------|
| 1 Oscar is Ruby's | daughter. |
| 2 Ruby is Oscar's | brother. |
| 3 Ruby is David and Helena's | sister. |

GRAMMAR REFERENCE AND PRACTICE PAGE 138

4 Complete the sentences about the family.

- 0 Oscar is David's son.
- 1 David is Oscar's _____.
- 2 Ruby is Helena's _____.
- 3 Helena is David's _____.
- 4 David and Helena are Ruby's _____.
- 5 Isabel, Ruby and Oscar are David and Helena's _____.

5 Look at the picture of the family for two minutes. Then close the book and talk about the family with your partner.



TALKING POINTS

01 Watch the video. Ask and answer the questions with a partner.

- What's your name?
- Where are you from?
- How old are you?
- Tell me about your family.

VOCABULARY AND LISTENING

Adjectives: feelings

1 Look at the photos. Complete the sentences with the words in the box.

EP

bored clever funny
happy hot hungry
nice sad tired

- 0 I'm happy.
- 1 I'm
- 2 I'm
- 3 I'm
- 4 I'm
- 5 She's
- 6 You're
- 7 They're
- 8 She's



21 Listen and check. Then repeat the sentences.

2 Play a game with your partner. Decide who is Student A and who is Student B.

Student A, think of an adjective. Make a noise or do an action and help Student B, think of the correct word. Don't say a word!

22 3 Look at the picture story. Listen and number the pictures in the right order.



22 4 Listen again. Write yes or no.

- Conversation 1** Bella is Spanish. *no*
Conversation 2 Bella is hungry.
Conversation 3 Sue is hot.

- Conversation 4** The film is funny.
Conversation 5 Sue and Bella are bored.
Conversation 6 Bella is happy.

1 Look at the picture story again. Match the Yes / No questions to the short answers.

Yes / No questions	Short answers	Wh- questions	Remember
Are you Spanish?	No, we aren't .	Where are you from?	You are Spanish.
Are you hungry?	No, it isn't .	What is your name ?	Are you Spanish?
Is she hot?	Yes, she is .	How old are you ?	
Is the film funny?	No, they aren't .		
Are you bored?	Yes, I am .		
Are they tired?	No, I'm not .		

GRAMMAR REFERENCE AND PRACTICE PAGE 138

2 Put the words in order and make questions.

- is / How / old / friend / your / ?
How old is your friend?
- they / Are / tired / very / ?
- happy / she / Is / ?
- is / What / phone / number / your / ?
- Where / they / from / are / ?
- your / When / is / birthday / ?
- name / is / What / your / ?

3 Complete the conversations.

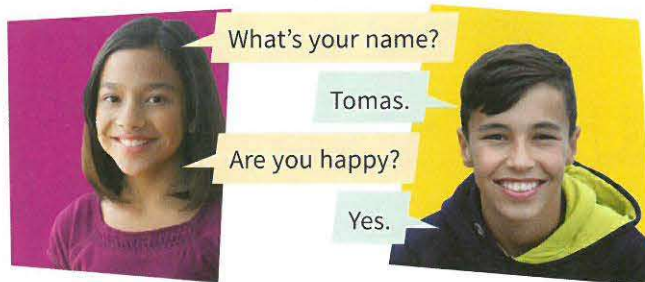
- Are your friends hot?
No, they **aren't**. They're fine!
- Are you tired? No, we _____.
- Are your parents Russian?
Yes, they _____.
- Is Tom sad?
No, he _____. He's bored.
- Are you bored? No, I _____. I'm tired.
- Is your teacher clever?
Yes, she _____.
- Are your brothers hungry?
No, they _____.

4 Work in pairs. Practise the conversations in Exercise 3.

5 Work with a partner. Go to page 124.

6 Complete the web page about you.

7 Ask your partner questions and write a new web page for him or her in your notebook.



WRITING

1 Make a new web page for a person in your family in your notebook. Use the web page in Exercise 6 to help you.

Use full sentences. **B**egin your sentences with a capital letter and end them with a full stop.