

# 3 MY HOME

## VOCABULARY AND LISTENING

### Rooms


1 Circle 12 house words.

l	i	v	i	n	g	r	o	o	m
b	e	d	r	o	o	m	w	d	h
k	i	t	c	h	e	n	a	o	a
t	q	b	l	b	z	c	l	o	l
s	h	o	w	e	r	q	l	r	l
t	o	i	l	e	t	b	a	t	h
w	i	n	d	o	w	z	a	x	l
d	i	n	i	n	g	r	o	o	m
b	r	u	f	l	o	o	r	i	l
x	b	a	t	h	r	o	o	m	f


2 Complete the table. Use words from Exercise 1.

rooms	things
<i>living room</i>	


3 Write the house words under the pictures.




1 \_\_\_\_\_




2 \_\_\_\_\_




3 \_\_\_\_\_



4 \_\_\_\_\_




5 \_\_\_\_\_



6 \_\_\_\_\_

05 4 Listen to Lily describe her house. How many bedrooms are there?



05 5 Listen again. Tick (✓) the rooms and things Lily talks about.

- |               |                                     |            |                          |
|---------------|-------------------------------------|------------|--------------------------|
| 0 living room | <input checked="" type="checkbox"/> | 6 bathroom | <input type="checkbox"/> |
| 1 window      | <input type="checkbox"/>            | 7 shower   | <input type="checkbox"/> |
| 2 walls       | <input type="checkbox"/>            | 8 bath     | <input type="checkbox"/> |
| 3 kitchen     | <input type="checkbox"/>            | 9 bedroom  | <input type="checkbox"/> |
| 4 door        | <input type="checkbox"/>            | 10 hall    | <input type="checkbox"/> |
| 5 dining room | <input type="checkbox"/>            | 11 floor   | <input type="checkbox"/> |

05 6 Listen again. Match the people to the rooms.

- |         |               |
|---------|---------------|
| 1 Beth  | a bedroom     |
| 2 Dad   | b living room |
| 3 Mum   | c dining room |
| 4 Tom   | d hall        |
| 5 Ellie | e kitchen     |