

# 1 ALL ABOUT ME



## ABOUT YOU

What's your name?  
Where are you from?

## VOCABULARY

AND

## LISTENING

### Objects and people

1 Match the things A-I in the photos to the words in the box.



bag camera chair dad phone  
photo students and friends table watch



11 Listen, check and repeat.



12 2 Look at the photos again. Listen to the conversation and find Rosa, Joelle and Paolo.



12 3 Listen to the conversation again. Tick (✓) the right answer.



1 Rosa

- a I'm 11 today.
- b I'm 12 today.
- c I'm 13 today.



2 Paolo

- a He's my dad.
- b He's my teacher.
- c He's my friend.



3 Joelle

- a My number's 046 311 392.
- b My number's 056 312 392.
- c My number's 056 123 923.



13 4 Listen and repeat.

Hi. I'm Clara.

Hi, Clara. My name's Nick. And this is Maya.

Hello, Clara.

See you later.

Yes. See you Monday.

Goodbye, Nick. Bye, Clara.

5 Practise the conversation in groups of three. Use your names.



# GRAMMAR

## Determiners

1 Look at the words and complete the table.

His bag's blue.  
This is my watch.  
Her bag's red.  
What's your phone number?

pronoun	determiner
I	my
You	1
He	2
She	3

## GRAMMAR REFERENCE AND PRACTICE PAGE 137

2 Complete the sentences.

0 My name's Tom.



1 name's Jo.

2 name's



3 name's



### be singular +

3 Look at the purple letters in the sentences. Complete the table with the words in the box.

is are is am is

I'm Joelle	1 I _____ Joelle
You're funny!	2 You _____ funny
She's my teacher.	3 She _____ my teacher
He's my dad.	4 He _____ my dad.
It's new.	5 It _____ new.

## GRAMMAR REFERENCE AND PRACTICE PAGE 137

4 Complete the sentences.

0 I'm \_\_\_\_\_ Lyra.



1 It \_\_\_\_\_ green.



2 She \_\_\_\_\_ my friend.



3 He \_\_\_\_\_ my teacher.



4 I \_\_\_\_\_ Ben.



5 And you \_\_\_\_\_ a student.



5 Work in pairs. Ask and answer about your phone numbers.

A: What's your phone number?

B: It's ... What's your phone number?

A: It's ...

Now tell the class about your friend's phone number.

His or her phone number's ...

6 Make a picture.

Talk to your partner about it.

My name's Monika.


I'm 13.

This is my new school bag.

It's red.



7 Play a game in groups of four. Put your pictures on the table. Take turns to speak.



Your name's Antonio. You're 12 and your football is black and white.



# VOCABULARY AND READING

## Countries and nationalities

1 Read about the students from different countries and answer the questions.

- 1 Where is Irina from?
- 2 How old is Martina?
- 3 What's the name of the boy from Mexico?
- 4 How old are the twins from Brazil?
- 5 Where is Matteo from?
- 6 Is one of the students from your country?

2 Read about the students again and complete the table.

EP

country	nationality
0 Italy	<i>Italian</i>
1 Turkey	.....
2 .....	Mexican
3 .....	Brazilian
4 .....	Russian
5 China	.....
6 .....	Argentinian
7 Spain	.....

15 Listen and check. Then repeat.

3 Match the flags to the countries in Exercise 2.



Tell us about you.

How old are you?

What's your name?

Where are you from?



Hi. I'm Alejandro and I'm 15. I'm from **Mexico**.



Hi. My name's Li Ying and I'm **Chinese**. I'm 12.



Hi. I'm Timur and I'm 13. I'm **Turkish**.



Hello. We're Luisa and Ana. We're 11 and we're twins! We're from **Brazil**.



Hello. I'm from **Russia**. I'm 16 and my name's Irina.



Hi. My name's Santiago and I'm 13. I'm **Spanish**.



Hello. My name's Martina and I'm 15. I'm from **Argentina**.



Hi. I'm **Italian** and I'm 16. My name's Matteo.



## PRONUNCIATION *from*

4 Listen and repeat.

A: *Where are you from?*

B: *I'm from China.*

Then ask and answer with your partner.

## TALKING POINTS

What's your name?  
How old are you?  
Where are you from?  
What's your nationality?

5 Listen and complete the chant.

Hi! Hello! Where are you from?  
What's your nationality?

I'm Mexican.

He's Mexican!  
He isn't <sup>0</sup> *Italian*.  
He's Mexican!



Hi! Hello! Where are you from?  
What's your nationality?

I'm Turkish.


She's Turkish!  
She isn't <sup>1</sup> .....  
She's Turkish!



Hi! Hello! Where are you from?  
What's your nationality?

We're Brazilian.

They're Brazilian.  
They aren't <sup>2</sup> .....  
They're Brazilian!



Hi! Hello! Where are you from?  
What's your nationality?

We're Argentinian.

You're Argentinian.  
You aren't <sup>3</sup> .....  
You're Argentinian!



## GRAMMAR *be*

1 Read the chant again and complete the tables.

*be plural* +

We are	We're	Brazilian.
You are	1 _____	Argentinian.
They are	2 _____	Brazilian.

*be singular and plural* -

I am not	I'm not	Chinese.
You are not	3 _____	
He is not	4 _____	
She is not	5 _____	
We are not	6 _____	
You are not	7 _____	
They are not	8 _____	

## GRAMMAR REFERENCE AND PRACTICE PAGE 137

2 Look at the sentences in Exercise 1 and complete the table.

+	-	
Germany	Egypt	0 <i>He's from Germany.</i> <i>He isn't from Egypt.</i>
Greece	Colombia	00 <i>They're Greek.</i> <i>They aren't Colombian.</i>
Brazil	Turkey	1 _____ from _____. We _____ from _____.
Argentina	Russia	2 _____. They _____ from _____.
Italy	China	3 _____ from _____. You _____ from _____.
Spain	Mexico	4 _____. She _____.
	England	5 _____ from _____. I _____ from _____.

3 Listen again. Then do the chant in your groups.

Write your country here.

## SPEAKING

1 All about me. Work in pairs. Tell your friend about you.


*My name's ...*  
*I'm ...*  
*I'm from ...*

*My phone number's ...*  
*This is my ...*



# 2

# MY FAMILY



Hi. I'm David. This is my wife. Her name's Helena. These are our two daughters. Their names are Isabel and Ruby. Our son's name is Oscar.



**?** **ABOUT YOU**  
Where is your family from?  
How old are the people in your family?

Hello. I'm Isabel and I'm 14. My sister's name is Ruby. These are my parents and this is my baby brother. He's called Oscar.

Hello. My name's Helena. This is my family - my husband and my three children. We're from Manchester.

Hi. My name's Ruby. I'm 11 and my sister Isabel is 14. Our baby brother is one. This is my mother and father. Their names are Helena and David, but we call them Mum and Dad!

## VOCABULARY AND READING

### Families

**1** Read and answer the questions.

- 1 Where is the family from?
- 2 How old is Ruby?
- 3 How old is Isabel?
- 4 How old is Oscar?

**2** Read again and complete the table.

EP	Ruby	Helena and David	Isabel and Ruby	Oscar	Ruby and Oscar
mum and dad		✓			
brother and sister					
parents					
daughter					
husband and wife					
son					
children					
mother and father					
child					
baby					

**3** Listen to the family words and repeat them.

### PRONUNCIATION and

**4** Listen and repeat.

- 1 mum and dad
- 2 brother and sister
- 3 husband and wife
- 4 family and friends
- 5 mother and father
- 6 Spanish and German



# GRAMMAR

## Determiners

1 Find and underline *their* and *our* in the speech bubbles on page 18. Then match the pronouns to the determiners.


pronoun	determiner
I	her
you	our
he	my
she	their
we	your
they	his

### GRAMMAR REFERENCE AND PRACTICE PAGE 138

2 Complete the sentences with *their* or *our*.



This is \_\_\_\_\_ mother.



These are my brothers.  
names are Tom and Harry.



\_\_\_\_\_ children are 12, 10 and 7.  
names are Lily, Riley and Ollie.

## Possessive 's

3 Match the two parts of the sentences.

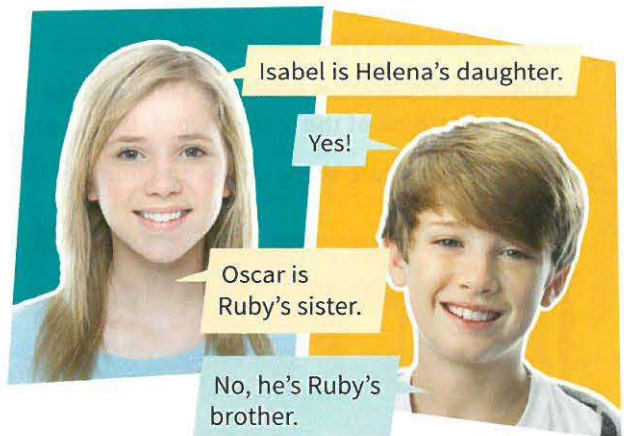
- |                              |           |
|------------------------------|-----------|
| 1 Oscar is Ruby's            | daughter. |
| 2 Ruby is Oscar's            | brother.  |
| 3 Ruby is David and Helena's | sister.   |

### GRAMMAR REFERENCE AND PRACTICE PAGE 138

4 Complete the sentences about the family.

- 0 Oscar is David's son.
- 1 David is Oscar's \_\_\_\_\_.
- 2 Ruby is Helena's \_\_\_\_\_.
- 3 Helena is David's \_\_\_\_\_.
- 4 David and Helena are Ruby's \_\_\_\_\_.
- 5 Isabel, Ruby and Oscar are David and Helena's \_\_\_\_\_.

5 Look at the picture of the family for two minutes. Then close the book and talk about the family with your partner.



### TALKING POINTS

01 Watch the video. Ask and answer the questions with a partner.

- What's your name?
- Where are you from?
- How old are you?
- Tell me about your family.



# VOCABULARY

# AND

# LISTENING

## Adjectives: feelings

1 Look at the photos. Complete the sentences with the words in the box.

EP

bored    clever    funny  
happy    hot    hungry  
nice    sad    tired

- 0 I'm happy.
- 1 I'm \_\_\_\_\_.
- 2 I'm \_\_\_\_\_.
- 3 I'm \_\_\_\_\_.
- 4 I'm \_\_\_\_\_.
- 5 She's \_\_\_\_\_.
- 6 You're \_\_\_\_\_.
- 7 They're \_\_\_\_\_.
- 8 She's \_\_\_\_\_.




21 Listen and check. Then repeat the sentences.

2 Play a game with your partner. Decide who is Student A and who is Student B.

Student A, think of an adjective. Make a noise or do an action and help Student B, think of the correct word. Don't say a word!

22 3 Look at the picture story. Listen and number the pictures in the right order.



22 4 Listen again. Write yes or no.

- Conversation 1** Bella is Spanish. *no*  
**Conversation 2** Bella is hungry.  
**Conversation 3** Sue is hot.

- Conversation 4** The film is funny.  
**Conversation 5** Sue and Bella are bored.  
**Conversation 6** Bella is happy.



**1** Look at the picture story again. Match the Yes / No questions to the short answers.

Yes / No questions	Short answers	Wh- questions	Remember
Are you Spanish?	No, <b>we aren't</b> .	Where <b>are you</b> from?	You are Spanish.
Are you hungry?	No, <b>it isn't</b> .	What <b>is your name</b> ?	<del>Are you Spanish?</del>
Is she hot?	Yes, <b>she is</b> .	How old <b>are you</b> ?	
Is the film funny?	No, <b>they aren't</b> .		
Are you bored?	Yes, <b>I am</b> .		
Are they tired?	No, <b>I'm not</b> .		

**GRAMMAR REFERENCE AND PRACTICE PAGE 138**

**2** Put the words in order and make questions.

- 0 is / How / old / friend / your / ?  
*How old is your friend?*
- 1 they / Are / tired / very / ?
- 2 happy / she / Is / ?
- 3 is / What / phone / number / your / ?
- 4 Where / they / from / are / ?
- 5 your / When / is / birthday / ?
- 6 name / is / What / your / ?

**3** Complete the conversations.

- 0 *Are* your friends hot?  
No, they *aren't*. They're fine!
- 1 \_\_\_\_\_ you tired? No, we \_\_\_\_\_.
- 2 \_\_\_\_\_ your parents Russian?  
Yes, they \_\_\_\_\_.
- 3 \_\_\_\_\_ Tom sad?  
No, he \_\_\_\_\_. He's bored.
- 4 \_\_\_\_\_ you bored? No, I \_\_\_\_\_. I'm tired.
- 5 \_\_\_\_\_ your teacher clever?  
Yes, she \_\_\_\_\_.
- 6 \_\_\_\_\_ your brothers hungry?  
No, they \_\_\_\_\_.

**4** Work in pairs. Practise the conversations in Exercise 3.

**5** Work with a partner. Go to page 124.

**6** Complete the web page about you.

**7** Ask your partner questions and write a new web page for him or her in your notebook.



**WRITING**

**1** Make a new web page for a person in your family in your notebook. Use the web page in Exercise 6 to help you.

Use full sentences. **B**egin your sentences with a capital letter and end them with a full stop.



# CULTURE

## FACTFILE The United Kingdom

There are three countries in Great Britain. They are England, Scotland and Wales.

The United Kingdom is different. It is Great Britain (England, Scotland and Wales) and Northern Ireland.

The United Kingdom is a good place for young people to visit. There's lots to see and do.

## THE UNITED KINGDOM

1 In pairs, discuss the questions with your partner.

- 1 Where are you from?
- 2 Where are people in your family from?
- 3 Do you know any places in the United Kingdom? Which ones?

2 Look at the map and the photos on the web page. Guess the answers.

- Where is Ross from?
- Where is Emily from?
- Where is Owen from?
- Where is Poppy from?

3 Read the web page quickly. Were your answers in Exercise 2 correct?



Hello. I'm Owen and I'm **Welsh**.  
Caernarfon Castle is in Wales. It's a very big castle. Look at the photo!  
Rugby is an important sport in Wales.



Caernarfon Castle

Hi. I'm Ross and I'm **Scottish**.  
Loch Ness is in Scotland. It's a famous lake.  
'Loch' is a Scottish word that means 'lake'.  
The thistle is a symbol of Scotland.



Loch Ness

Hello. I'm Poppy and I'm **English**.  
The Shambles is in York, England.  
It's a very old street.  
The lion is a symbol of England.



The Shambles

Hi. I'm Emily and I'm **Northern Irish**.  
The Giant's Causeway is in Northern Ireland.  
Can you see the big rocks in the photo?  
These rocks are very old. There is a story about a giant and the rocks.  
The shamrock is a symbol of Ireland.



The Giant's Causeway



**4** Read the web page again. Write the countries.

- Loch Ness is in \_\_\_\_\_.
- Caernarfon Castle is in \_\_\_\_\_.
- The Shambles is in \_\_\_\_\_.
- The Giant's Causeway is in \_\_\_\_\_.
- The shamrock is a symbol of \_\_\_\_\_.
- The lion is a symbol of \_\_\_\_\_.
- Rugby is an important sport in \_\_\_\_\_.

**5** Match the countries to the nationalities.

Country	Nationality
England	Welsh
Scotland	Northern Irish
Wales	British
Northern Ireland	Scottish
Britain	English

**6** Listen, check and repeat.

**6** Complete the sentences with the **highlighted** words from the text.

- Ross is from Scotland. He's \_\_\_\_\_.
- Poppy is from England. She's \_\_\_\_\_.
- Owen is from Wales. He's \_\_\_\_\_.
- Emily is from Northern Ireland. She's \_\_\_\_\_.

Look at the web page again to check.

**7** Look at the map. Write the capital cities.

- Scotland → \_\_\_\_\_
- England → \_\_\_\_\_
- Wales → \_\_\_\_\_
- Northern Ireland → \_\_\_\_\_

**8** Listen, check and repeat.

**8** Listen to the interview with two young people from the United Kingdom. Which capital cities from Exercise 7 do they talk about?

**TALKING POINTS**

Where are your mum and dad from?  
What is the capital city of your country?

**INTERESTING FACT!**

The name of the money in the UK is pounds (£) and pence (p).  
For '£2.00' we say two pounds, and for '10p' we say ten pence or 'ten p'.

**9** Listen again. Choose the correct words in the table.



Name	Shona / Susan	Mark / Max
Nationality	Welsh / Scottish	Northern Irish / English
Dad's nationality	Northern Irish / Scottish	Welsh / Northern Irish
Mum's nationality	Scottish / Spanish	Welsh / English
City	Edinburgh / Belfast	Cardiff / London
Good place to visit	park / castle	Big Ben / Regent's Street



**PROJECT**

A poster

In small groups or pairs, make a poster about your country or another country. On your poster, put:

- a map of the country
- the names of big cities
- names and pictures of places to visit
- pictures of the country's symbols
- pictures of popular sports
- information about the country's money

Finally, present your poster to the class.



# 3

# MY HOME



## ABOUT YOU

Where do you live?  
Is your home big or small?



## VOCABULARY

AND

## LISTENING

### Rooms

**1** Match the rooms A-G in the photos to the words in the box.

EP

bathroom    bedroom    dining room  
hall    kitchen    living room    toilet

**C** hall

**2** Match the things h-m in the photos to the words in the box.

EP

bath    door    floor    shower  
wall    window



**3** Listen and check. Then repeat the words.



**4** Joelle and Rosa are at Paolo's house. Listen and number the rooms A-G in the right order.

**5** Look at the photos again. Student A, make a sentence. Student B, guess the room.

The walls are blue and white.

Yes!

The bathroom?





# GRAMMAR

## there is / there are; in / on

1 Look at the examples in the table. Use these examples to talk about the photos on page 24.

### There's (There is)

There's a table in the kitchen.  
There's a toilet here.  
There's a shower and a bath.

### There are

There are four doors.  
There are three bedrooms.  
There are two windows.

### in / on

Mum's in the kitchen.  
The bags are on the table.

## GRAMMAR REFERENCE AND PRACTICE PAGE 139

Complete the sentences with *is / are* and *in / on*.



1 There \_\_\_\_\_  
one phone \_\_\_\_\_  
the box.



2 There \_\_\_\_\_  
two phones \_\_\_\_\_  
the box.

29 **2** Look at the photos on page 24 again and listen to the sentences. Write Y (yes) or N (no).

0 Y                      2 \_\_\_\_\_                      4 \_\_\_\_\_  
1 \_\_\_\_\_                      3 \_\_\_\_\_                      5 \_\_\_\_\_

29 **3** Listen again and repeat.

**4** Complete the sentences with *There's* or *There are*. Then match them to the pictures.

- 0 There's a boy in the kitchen.  
1 \_\_\_\_\_ four people in the kitchen.  
2 \_\_\_\_\_ a shower in the bathroom.  
3 \_\_\_\_\_ a table in the kitchen.  
4 \_\_\_\_\_ two windows in the living room.  
5 \_\_\_\_\_ six books on the floor in the blue bedroom.  
6 \_\_\_\_\_ five pictures on the walls in the living room.  
7 \_\_\_\_\_ a baby in the bath.  
8 \_\_\_\_\_ two girls in the pink bedroom.

**5** Tell your partner five things about your home.

*I live in a flat. There are six rooms.*

**6** Write about your partner's home.

*Luigi's home is a flat. There are two toilets and ...*

I live in a house.

Molly



I live in a flat.

Jay

