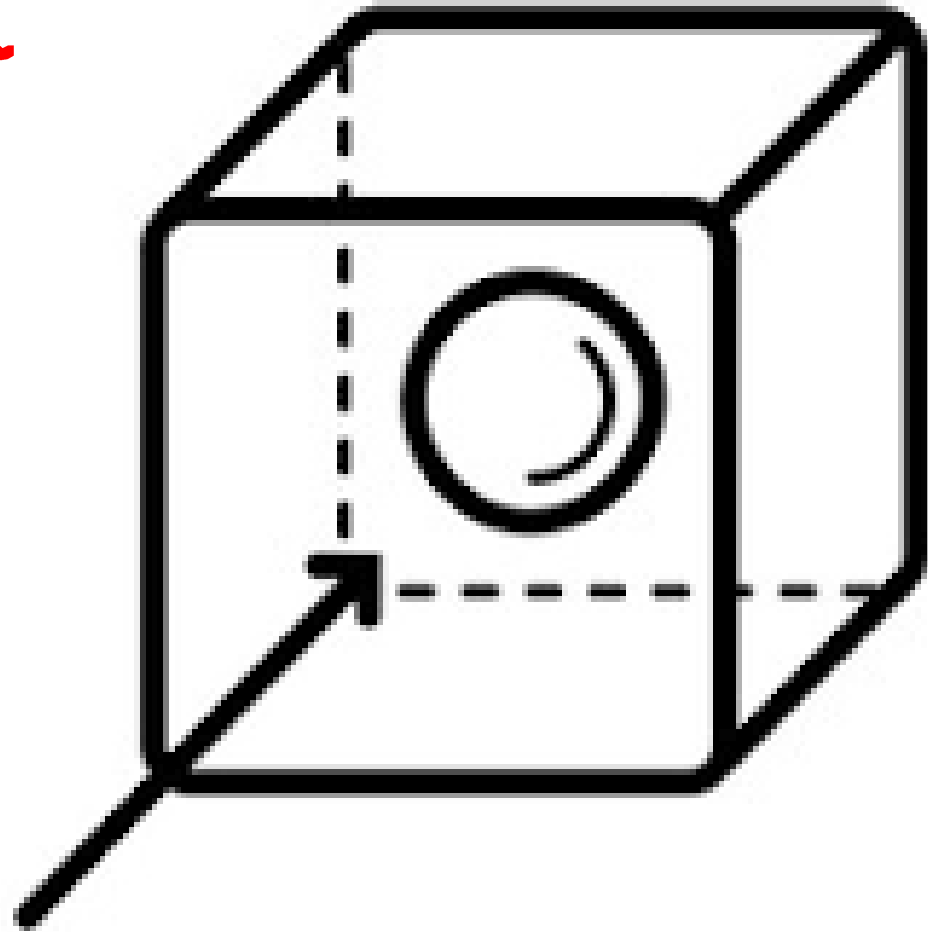
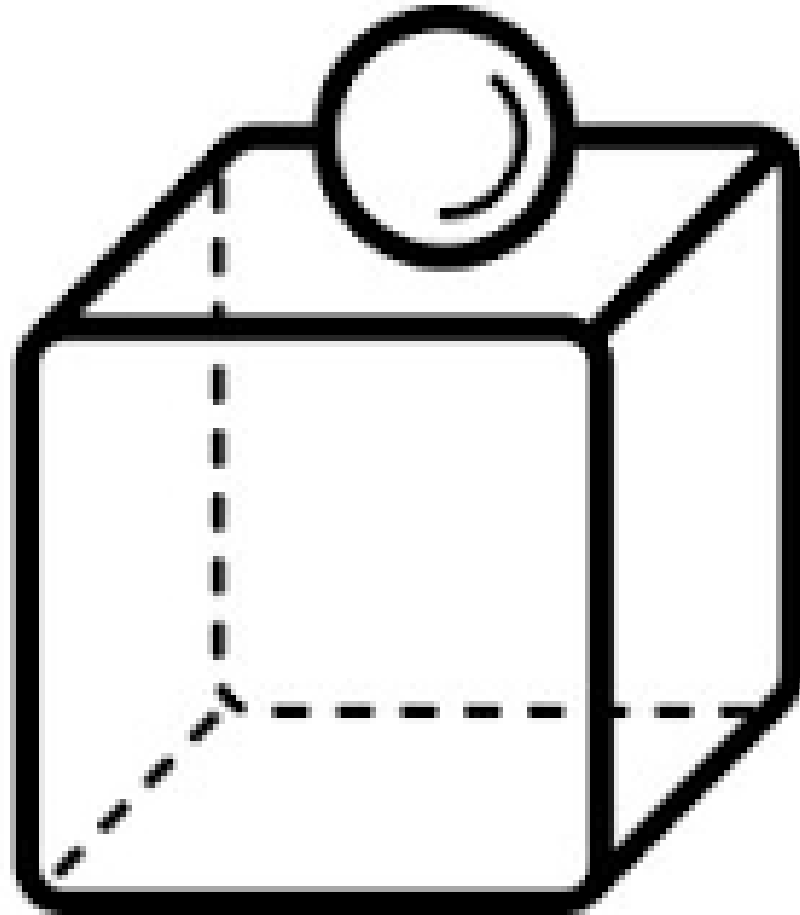



in



on



under



behind



GRAMMAR REFERENCE AND PRACTICE PAGE 142

1 Match the sentences to the pictures A–G. Then complete the sentences with *in*, *on*, *behind* or *under*.

0 His hands are behind his head.

1 The guitar is _____ the door.

2 There are lots of books _____ the table.

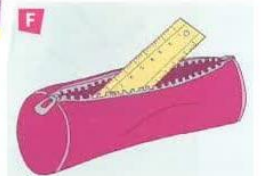
3 She is _____ the table.

4 His head is _____ the desk.

5 The dog isn't _____ her bed!


6 The ruler is _____ the pencil case.


- b
-
-
-
-
-
-



2 Choose the correct words.

- 1 There are some nice pictures behind / on the wall.
- 2 My bag is in / on the chair in my bedroom.
- 3 I can't open my eyes under / behind the water.
- 4 Look! The dog is on / behind the door.
- 5 Is that chocolate you've got in / under your mouth?

- 
1. Can you get in to a small box?
2. Can you head a ball?
3. Can you do a cartwheel?
4. Can you stand on your head?



Yes, I can.
No, I can't

Can you....?

Move your
ears

Paint with
your toes

things


Walk on your
hands

Write with
your feet

GRAMMAR

Prepositions: *in, on, behind, under*

1 Complete the sentences with the words in the box.



in under on behind

- 1 The pencils are _____ the pencil case.
- 2 He's _____ the door.
- 3 The book is _____ the chair.
- 4 The girl is _____ the bed.

WRITING

1 Read the text. Write *Yes, he can* or *No, he can't*.

Hi. My name's Henry. I can't speak Spanish, but I can speak Russian. I can speak English too. I can swim underwater and I can stand on my head – but only for one minute. I can't cut my hair behind my ear – my hair is very short. I can't play the guitar with my feet, but I can ice skate. What about you? What can you do?



- 0 Can Henry speak Spanish?
No, he can't.
- 1 Can he speak English?

- 2 Can he swim underwater?

- 3 Can he stand on his head for five minutes?

- 4 Can he ice skate?



2 Complete the description. Use *in, on, under* or *behind*.



Hi! My name's Arthur and I am ⁰ in
my room. The desk is ¹ the
chair. My guitar is ² my bed.
My clock is ³ the wall. My desk is
⁴ the clock. There are books
⁵ my bed and ⁶
my desk. My laptop is ⁷ my desk.
This is my favourite room ⁸
my house!

3 Describe your room. Use *in, on, under* or *behind*.

My bed is under the window.

.....
.....
.....

2 Answer the questions in the questionnaire.
Write *Yes, I can* or *No, I can't*.

CAN YOU?

- 1 Can you speak Russian or Spanish?
- 2 Can you swim underwater?
- 3 Can you stand on your head?
- 4 Can you put your hair behind your ear?
- 5 Can you write with your feet?
- 6 Can you ice skate?

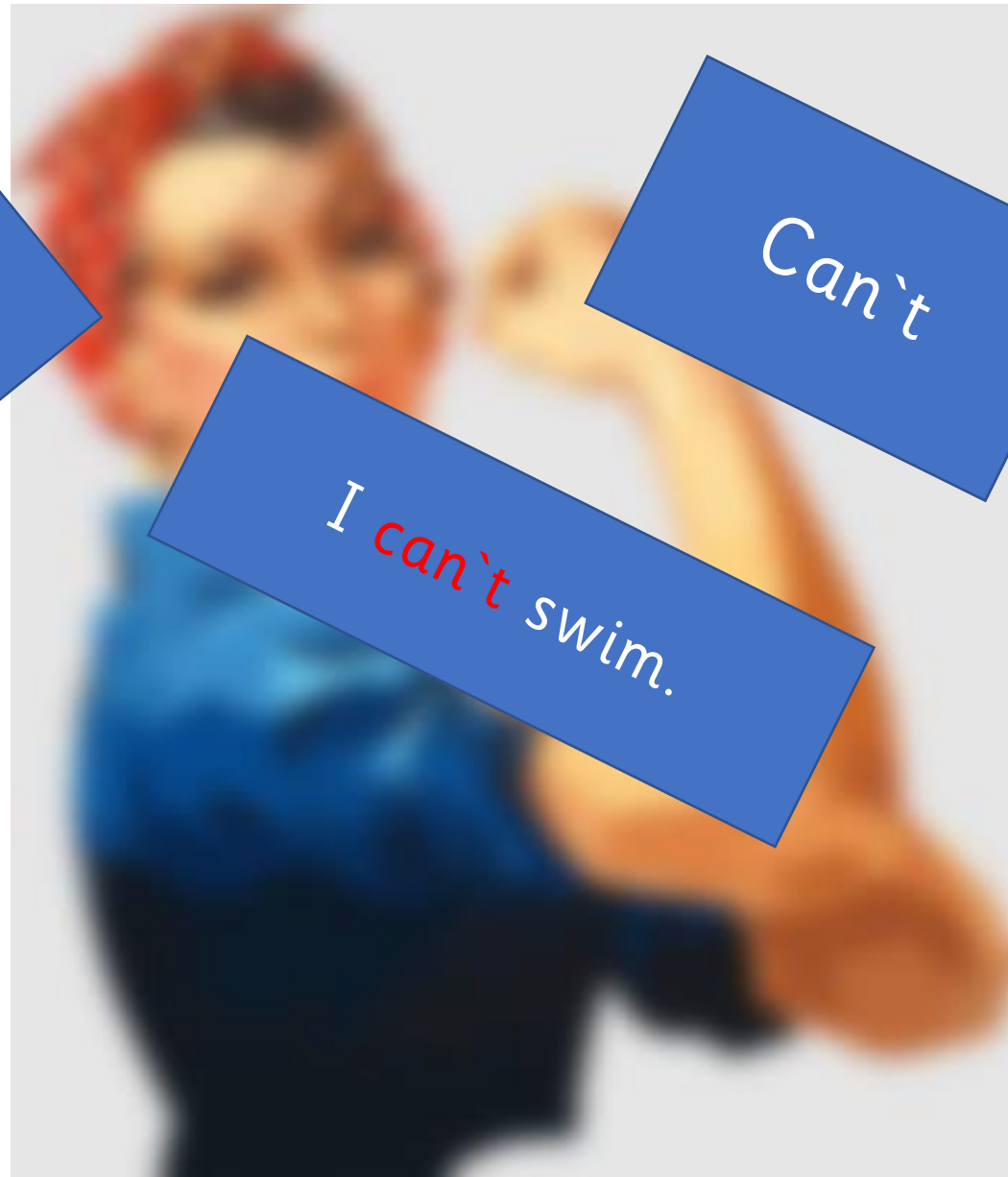


3 Write about what you can do. Use the text in
Exercise 1 and your answers in Exercise 2 to
help you.

Hi, my name's ...

.....
.....
.....







She can paint.

Yes/no question

Can she paint?

Yes, she can.



They can ride a horse.

Wh question



What can they do?

UNIT 5

CAN / CAN'T

positive +

I can play the guitar.

You can play the guitar.

He can play the guitar.

She can play the guitar.

It can play the guitar.

We can play the guitar.

They can play the guitar.

negative -

I can't speak Italian.

You can't speak Italian.

He can't speak Italian.

She can't speak Italian.

It can't speak Italian.

We can't speak Italian.

They can't speak Italian.

Practice

1 Complete the sentences with *can* or *can't*.

0 I can't swim underwater.

1 Mario _____ speak Russian very well. ✓

2 Thomas _____ take very good photos with his phone. ✗

3 We _____ play the guitar. ✗

4 Jess and Roberta _____ paint pictures very well. ✓

5 My mother _____ sing. ✗

6 I _____ ride a horse. ✓



questions ?	short answers
Can I ride a horse?	Yes, you can . No, you can't .
Can you ride a horse?	Yes, I can . No, I can't .
Can he ride a horse?	Yes, he can . No, he can't .
Can she ride a horse?	Yes, she can . No, she can't .
Can it ride a horse?	Yes, it can . No, it can't .
Can we ride a horse?	Yes, we can . No, we can't .
Can they ride a horse?	Yes, they can . No, they can't .

2 Write the questions and short answers.

0 he / play the piano?

No, _____

Can he play the piano? _____

No, *he can't.* _____

1 they / paint pictures?

Yes, _____

2 you / ride a horse?

No, _____

3 your sister / take good photos?

Yes, _____

4 Lizzy and Rita / swim underwater?

No, _____

5 you and Martha / play the guitar?

Yes, _____

6 Matthew / speak Spanish?

No, _____

GRAMMAR REFERENCE

3 Look at the table and answer the questions.

				
Sally	Tom	Jack	Meg	Pier
Meg	Pier	Sally	Philippe	Tom
Pier	Jack	Philippe	Tom	Sally

0 Who can sing?

Pier, Tom and Sally can sing.

1 Who can speak Italian?

2 Who can't swim underwater?

3 Who can paint a picture and ride a horse?

4 Who can't sing but can speak Italian?

5 Who can ride a horse but can't sing?

4 Write four sentences about what you *can* and *can't* do.

0 *I can paint a picture but I can't swim underwater.*


1

2

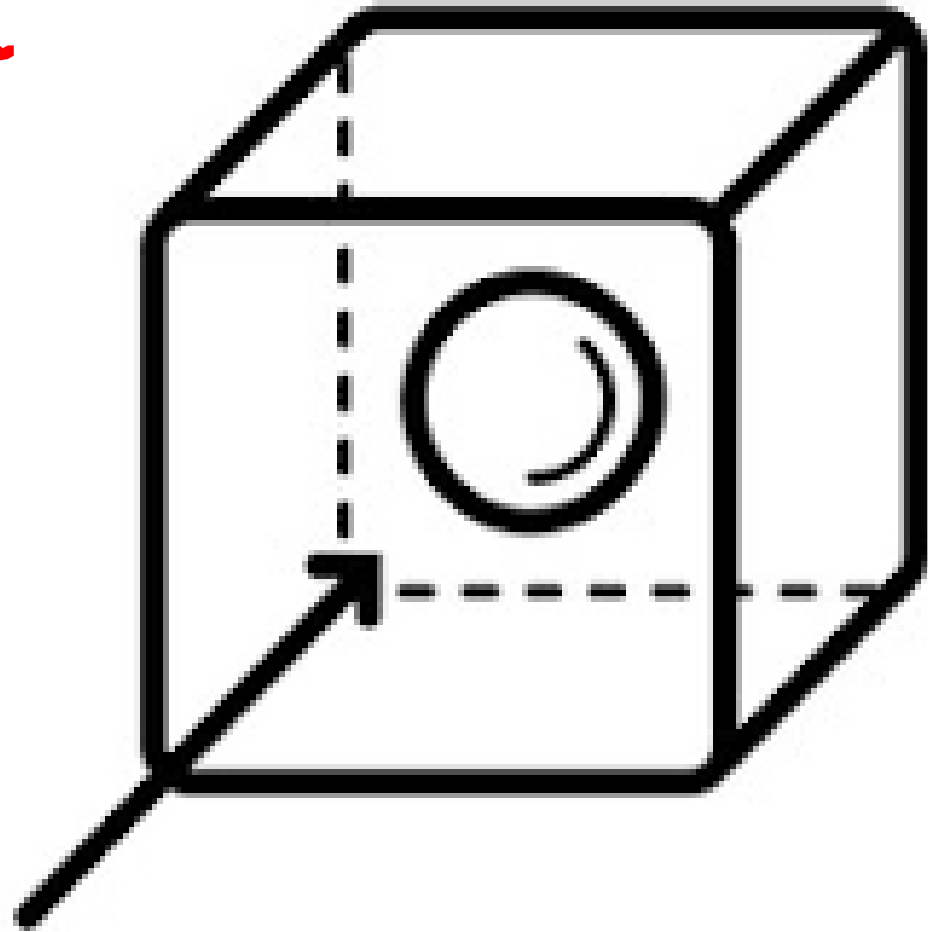
3

4

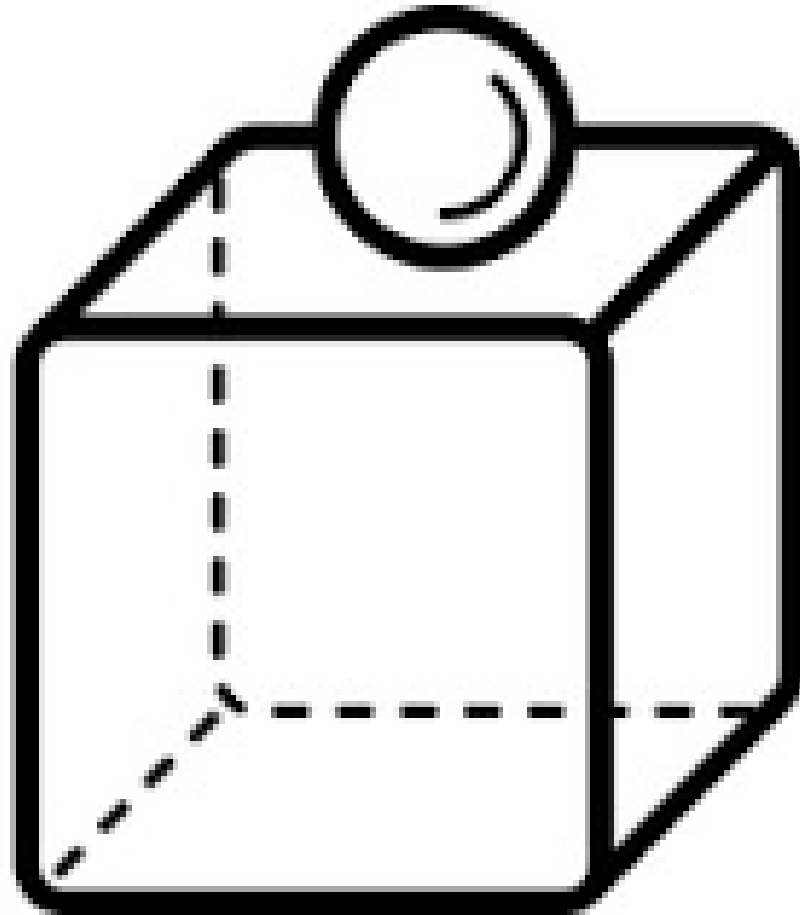
under



in



on



behind



PREPOSITIONS: IN, ON, BEHIND, UNDER



We're *in* the classroom now.



Your phone's *on* the table.



Where's Dan? I can't see him.
He's *behind* the wall.

Practice

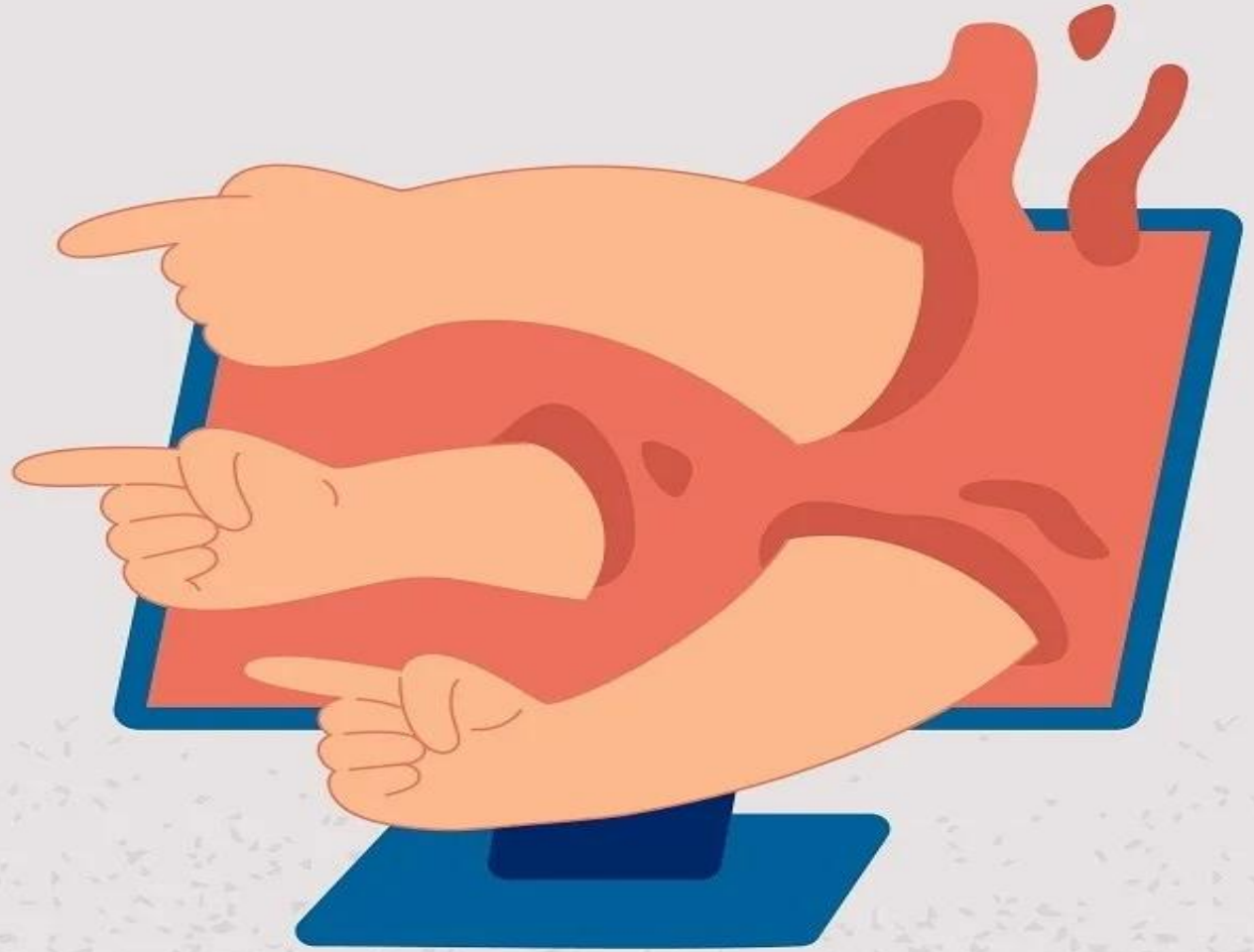
5 Write the prepositions. Use the words in the box.

behind in in
in on under

- 1 The teacher is _____ the classroom.
- 2 Put your bag _____ the door.
- 3 Put your pens _____ your pencil case.
- 4 The cat's _____ the bed.
- 5 He's _____ the kitchen.
- 6 Look! The board games are _____ the floor.

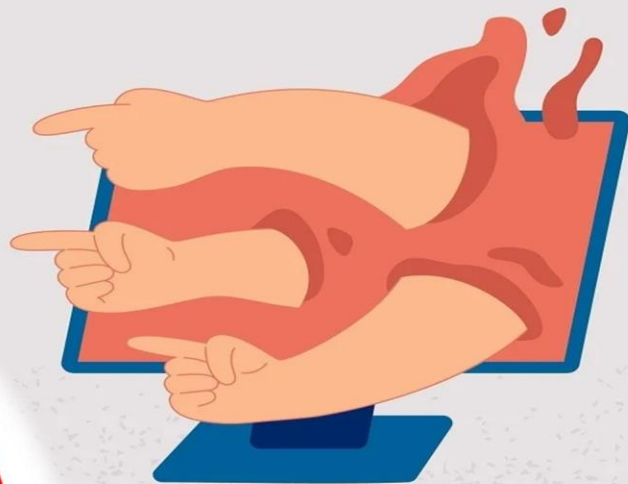













BULLYING



BULLYING

Bullying is a behaviour that hurts someone else. It is usually repeated over a long period of time.







physical bullying



verbal bullying



social bullying



cyber bullying



STOP

BULLYING

**TOGETHER
WE CAN**



BULLYING

SCHOOLPOSTERS.COM

Stand up for yourself.

Tell a teacher.

Have confidence.

Make eye contact.

Tell them to stop.


BE A FRIEND



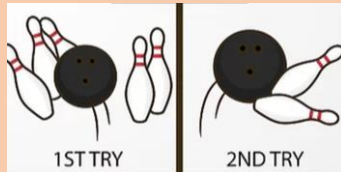
NOT A BULLY

Learn the lingo!

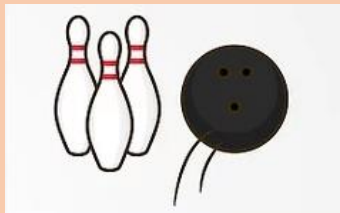
- A strike is when you knock down all the pins with the ball on your first try.



- A spare is when you knock down all the pins on your second try.



- If any pins remain after the bowler's turn, it's called an open frame.



- A turkey is three strikes in a row.



How to play
Bowling!

The bowling lane

A bowling lane is 60 feet (18.3 m) long from the **foul line**, the line closest to the bowler, to the **head pin**, the pin closest to the bowler. There are **gutters** on either side of the bowling lane.




foul line

gutters

The bowling pins

Ten pins are arranged at the end of the bowling lane. They are arranged in a triangle formation, with the point of the triangle facing the bowler. There is one pin in the first row, which is the **head pin**, two pins in the second row, three in the third, and four in the fourth.



head pin