



IN THE CLASSROOM




VOCABULARY

The alphabet

 **1** Listen and repeat the letters.

Aa Bb Cc Dd Ee Ff Gg Hh Ii
Jj Kk Ll Mm Nn Oo Pp Qq Rr
Ss Tt Uu Vv Ww Xx Yy Zz

 **2** Listen and write the names.



 **3** Listen and repeat. Then ask and answer with your partner.



What's your name?

William

How do you spell it?

W-I-double L-I-A-M



Numbers

 **4** Listen and repeat the numbers.

1 one 2 two 3 three 4 four 5 five 6 six 7 seven 8 eight 9 nine 10 ten 11 eleven
12 twelve 13 thirteen 14 fourteen 15 fifteen 16 sixteen 17 seventeen 18 eighteen 19 nineteen 20 twenty

5 How many candles? Write the number in words.

nine



6 Look at the cakes in Exercise 5. Listen and match the people to the cakes.


How old are you?

- 1 Ryan: cake ☐ D
- 2 Penny: cake ☐
- 3 Jack: cake ☐

- 4 David: cake ☐
- 5 Anna: cake ☐
- 6 Lara: cake ☐



7 Listen to your teacher. Write four numbers. Then play a game.



Days

8 Listen and repeat. Then write the days in the right order on the calendar.

Wednesday Saturday Thursday Tuesday Friday Monday Sunday

January

Monday						
1	2	3	4	5	6	7
8	9	10	11	12	13	14

Listen and check. Then practise with your partner.



Wednesday, Thursday

Friday



SPEAKING

1 Make three questions. Then walk around the class and ask and answer.


How What How

- 1 is your name?
- 2 do you spell it?
- 3 old are you?

VOCABULARY

The classroom

1 Listen and repeat.



D apple



E rubbers



F orange



G picture



H rulers



I pens



J pencils



K pencil case



L boy



M books


GRAMMAR

a / an

a ruler a book an apple an orange
two rulers three books

» GRAMMAR REFERENCE AND PRACTICE PAGE 136

1 Point to things in the book and in your classroom and say what you can see.



VOCABULARY

Colours

1 Match the colours to the words.

EP

black blue brown green grey
orange red white yellow

1 orange



08

Listen and check. Then repeat.

2 Say the colour, not the word!

0 black yellow

5 orange

1 blue

6 red

2 brown

7 white

3 green

8 yellow

4 grey

3 Write sentences.

The pencil is yellow.




GRAMMAR

this, that, these, those

ir language

1 Read the sentences. Match them to the pictures.

- 1 This pencil is red.
- 2 These pencils are orange.
- 3 That book is green.
- 4 Those books are blue.




GRAMMAR REFERENCE AND PRACTICE PAGE 136


2 Complete the sentences with *this, that, these, those* and a colour word.




0 This desk is brown.



1 desk is .




2 pens are .



3 pens are .



4 ruler is .



5 ruler is .

3 Ask and answer about things in your classroom.

A: What colour are these books?
B: Blue.

A: What colour is that desk?
B: Brown.

VOCABULARY

Months

1 Put the months in the correct order.

May

January

June

November

August

April

December

July

September

March

February

October

Listen and check. Then repeat.

Listen and repeat. Then walk around the class.
Ask and answer the question.

3 Complete the table for the class.

10																				
9																				
8																				
7																				
6																				
5																				
4																				
3																				
2																				
1																				
	January	February	March	April	May	June	July	August	September	October	November	December								

When's your birthday?

In November.

GRAMMAR REFERENCE AND PRACTICE

STARTER UNIT

A / AN

a cake

a picture

an apple


an orange

Practice

A




B



C



D



1 What do you see in the pictures? Use *a* or *an*.

THIS, THAT, THESE, THOSE



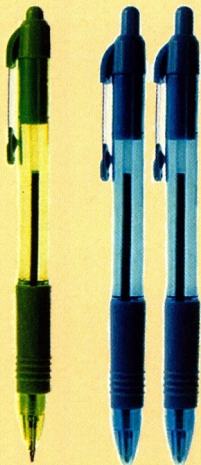
This pen is yellow.

These pens are black.

That desk is grey.

Those desks are brown.

Practice



2 Complete the sentences with *this*, *that*, *these* and *those*.

1 _____ pen is green.

2 _____ pens are blue.

3 _____ desk is black.

4 _____ desks are white.