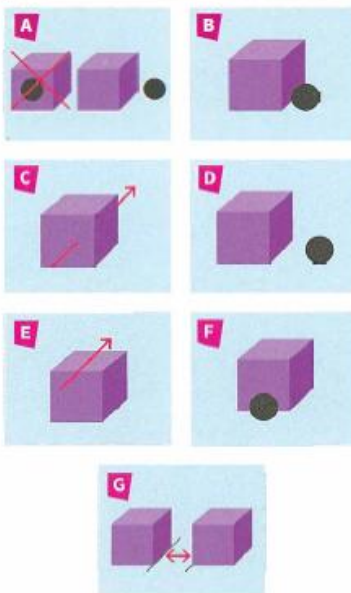




## GRAMMAR Prepositions

- 1 Read the description in Exercise 4 on page 84 again and match the prepositions to the diagrams.

across beside/next to in front of  
near opposite outside through



- 2 Look at the map on page 84. Complete each sentence with a preposition.

- The river goes \_\_\_\_\_ the town.
- Hotel guests need to go \_\_\_\_\_ the river to go to the museum.
- The zoo is \_\_\_\_\_ the town.
- There's a bus stop \_\_\_\_\_ the hospital.
- There's a car park \_\_\_\_\_ the supermarket.
- The bank is \_\_\_\_\_ the museum.
- There are some shops \_\_\_\_\_ the museum.

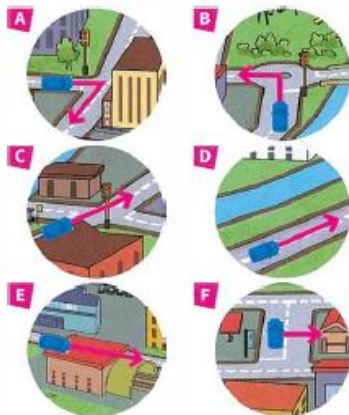
### GRAMMAR REFERENCE AND PRACTICE PAGE 151

- 3 Find the people on the map on page 84. Each person wants to go somewhere. Listen to the conversations. Where do the people want to go?

Person 1 \_\_\_\_\_ Person 3 \_\_\_\_\_  
Person 2 \_\_\_\_\_

- 4 Match the sentences to the pictures.

- Go past the train station.
- Turn right at the traffic lights.
- Go straight on. Don't turn left or right at the traffic lights.
- The bank is on your right.
- Drive along the road beside the river.
- Turn left at the roundabout.



- 100 Listen and check. Then repeat.

- 5 Choose the correct preposition to complete the sentences.

- To get to my house, go *through / along* Beat Street, turn right and it's on your left.
- My house is *between / next to* the Columbus Hotel.
- To get to the station, walk *across / near* the bridge at the end of the High Street.
- The bus stops *before / outside* my house. It brings me all the way home.
- My house is *in front of / opposite* the post office. I can cross the road and send letters and parcels there.

- 6 Work with a partner. Student A, say which person you are on the map (1, 2 or 3). Then ask Student B for directions to somewhere on the map. Student B, give directions. Then change roles.

A: Excuse me. Is there a supermarket near here?

- 7 Write some directions to places from your school. Give the directions to your teacher to read out.

- 8 In pairs, listen to new directions from your partner. Say where they take you to.

Go out of the school and turn left. Take the first road on the right. Walk past Café Brava. Where are you?

Where is the river?

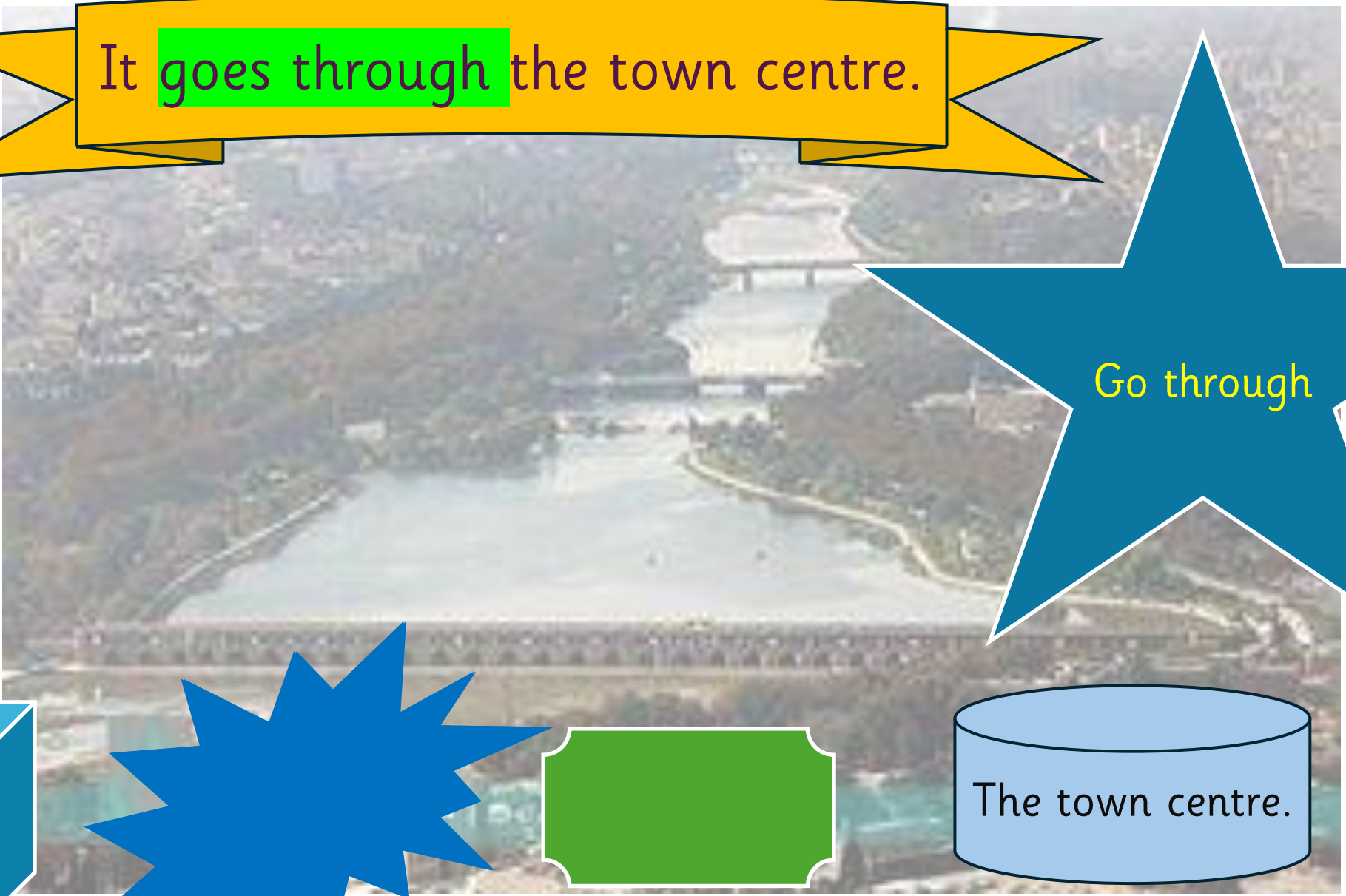


It goes through the town centre.

Go through


It

The town centre.



The ball is **outside** the box.

A




outside

The ball

the box.

The ball is beside the box.

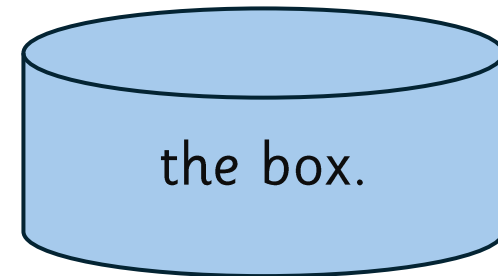
B



beside

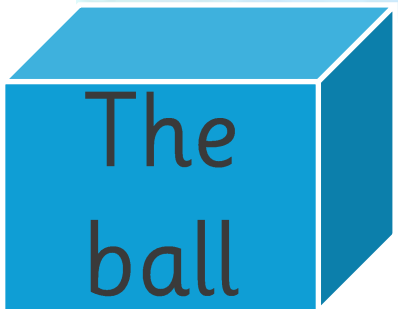


or

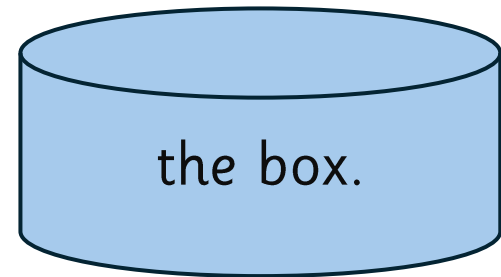
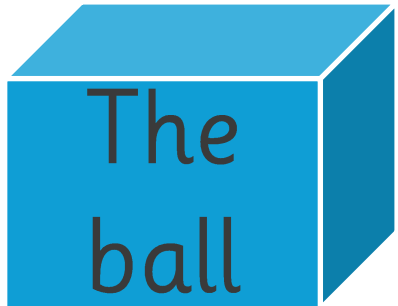
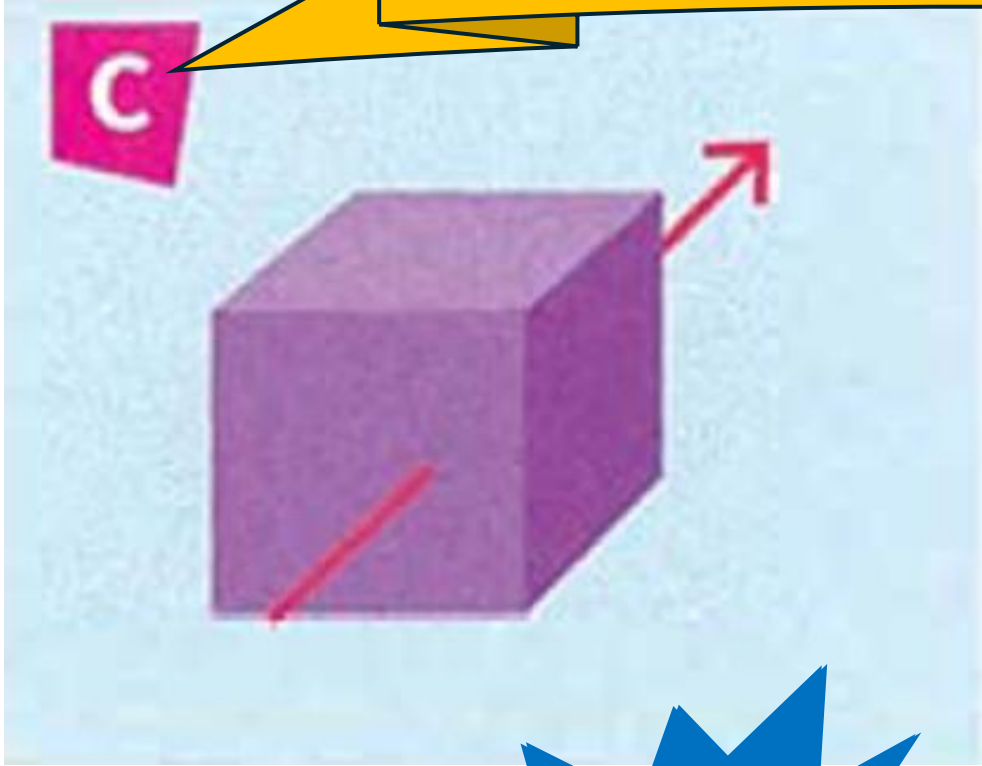


the box.

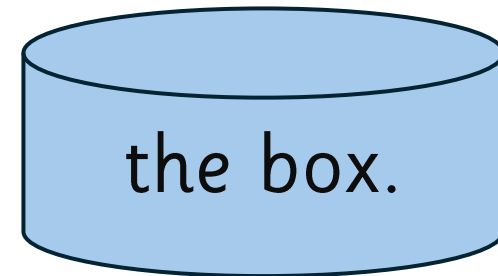
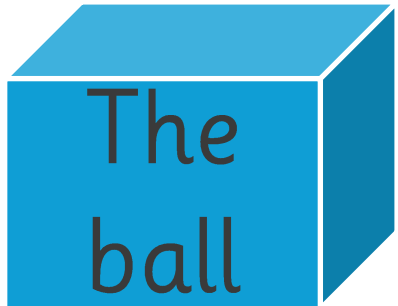


The  
ball



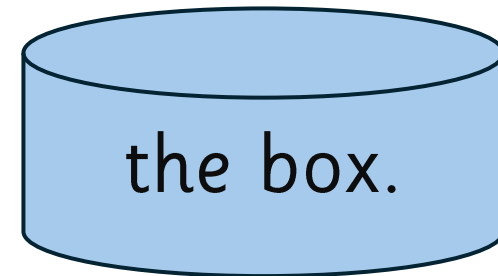
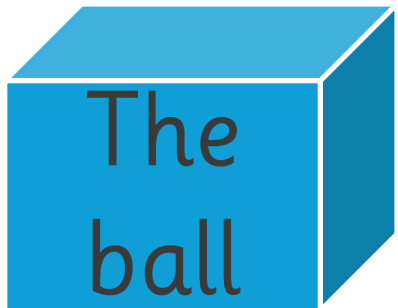
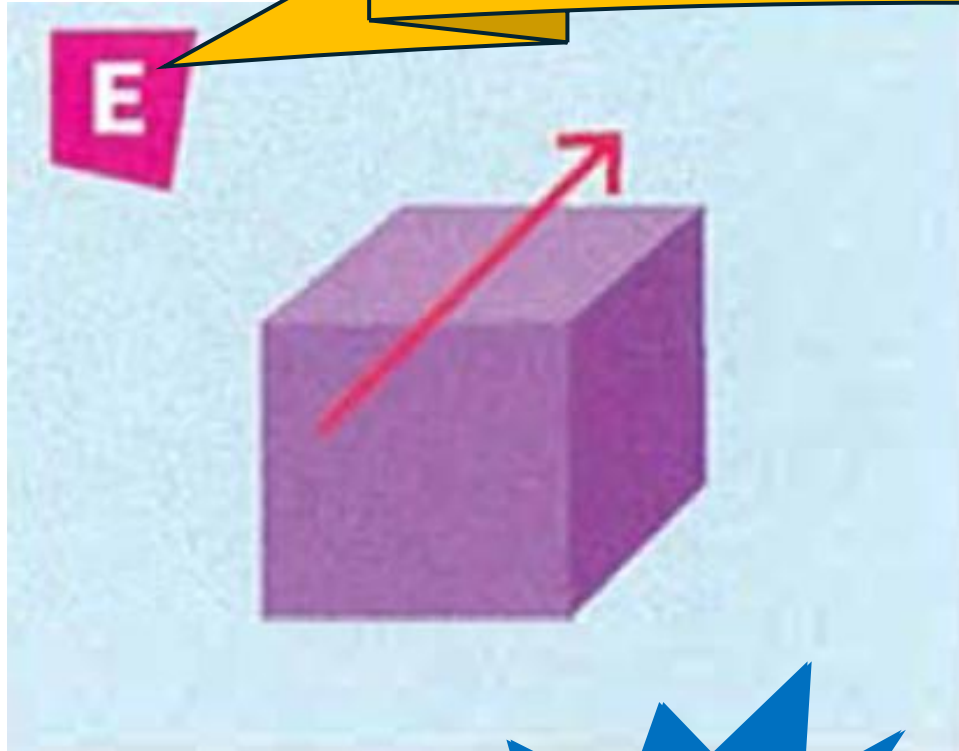
The ball is through the box.



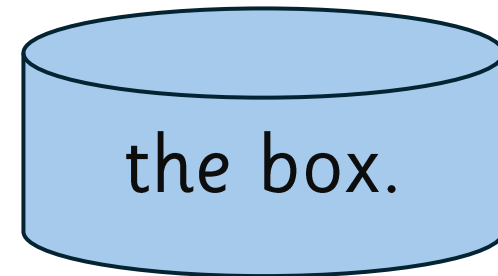
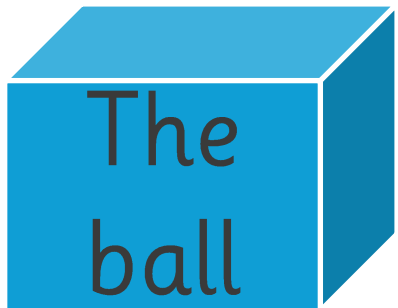
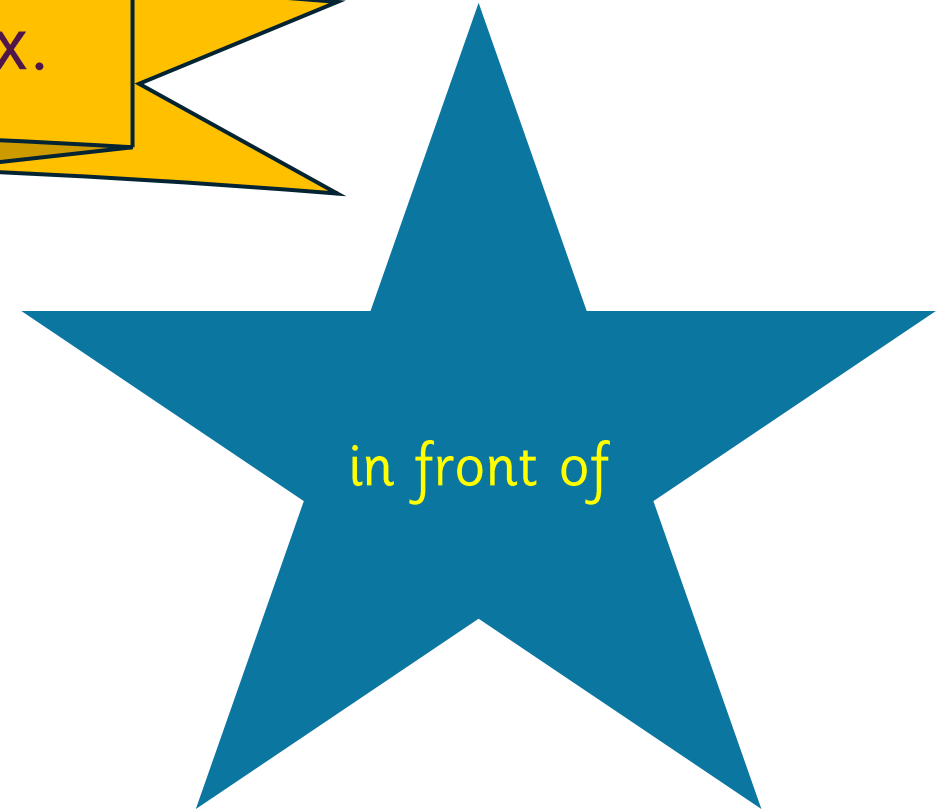

The ball is near the box.



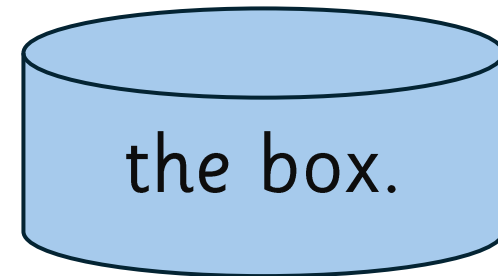
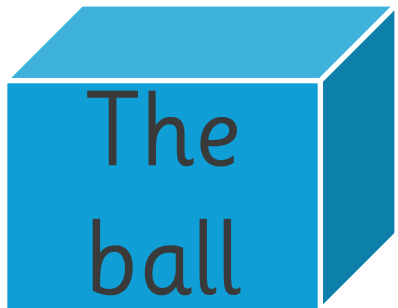

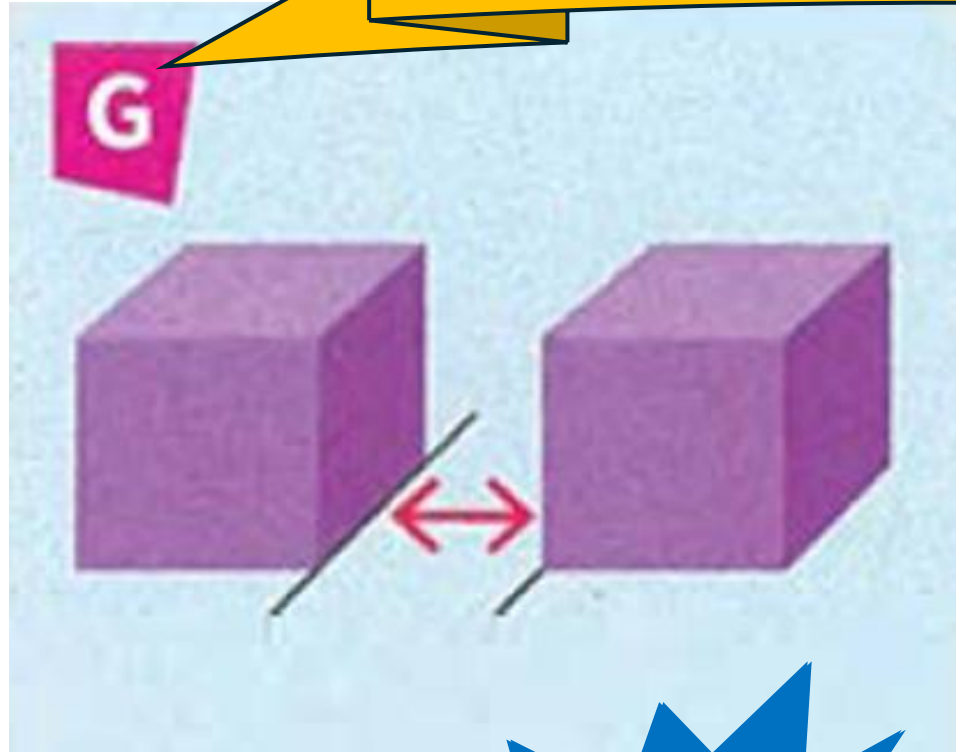
The ball is **across** the box.



The ball is in front of the box.

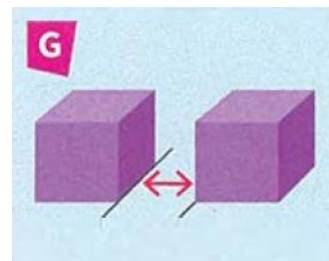



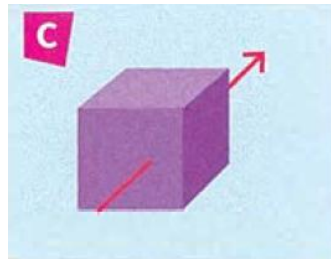
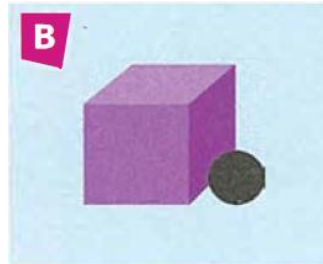
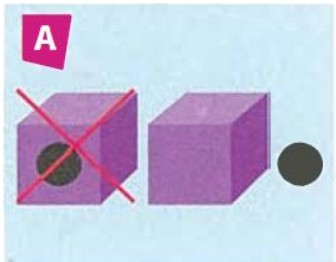


The ball is opposite the box.



1 Read the description in Exercise 4 on page 84 again and match the **prepositions** to the diagrams.

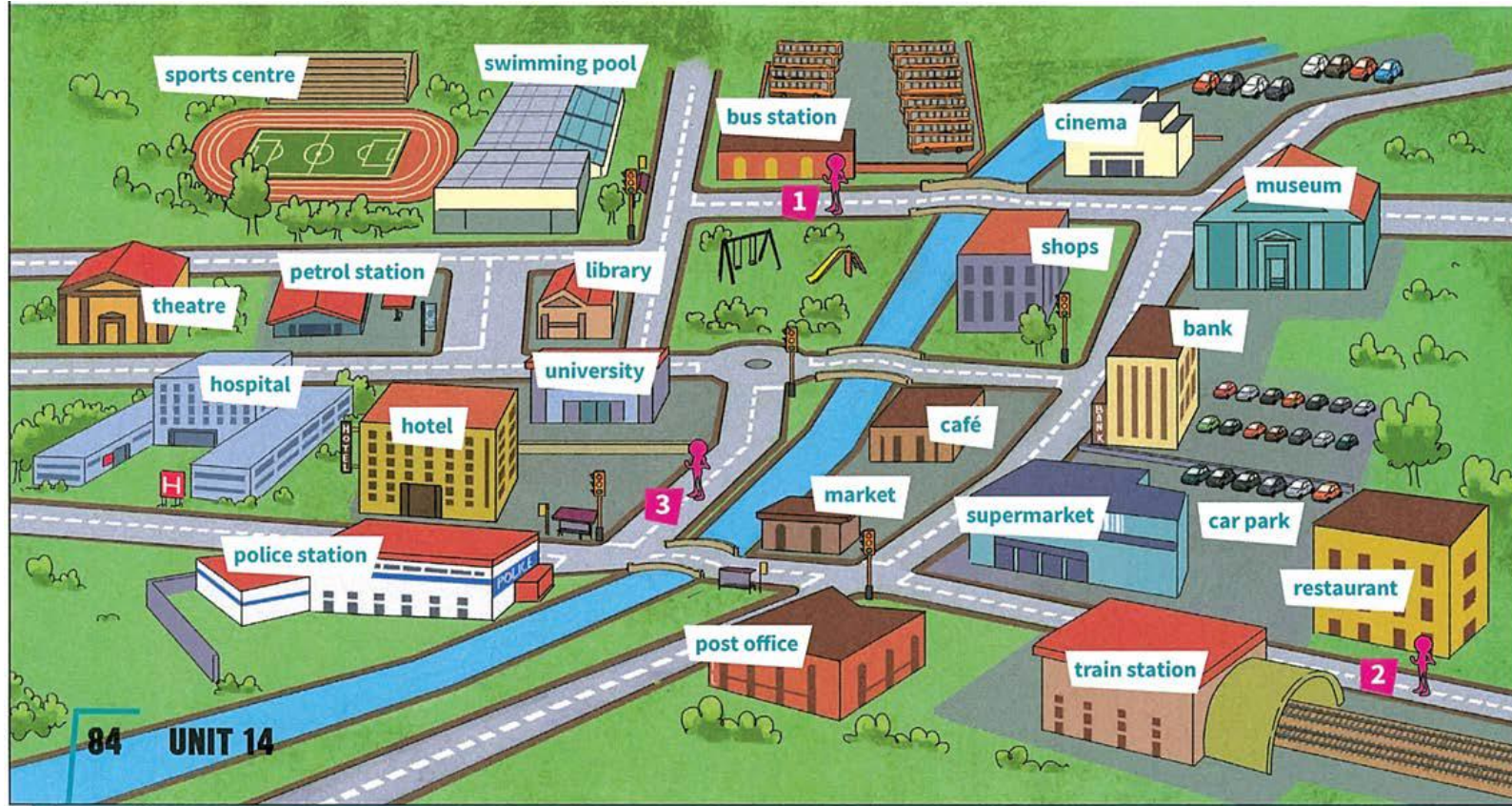
across	Beside / next to	In front of	
near	opposite	outside	through



**2** Look at the map on page 84. Complete each sentence with a **preposition**.

- 1** The river goes \_\_\_\_\_ the town.
- 2** Hotel guests need to go \_\_\_\_\_ the river to go to the museum.
- 3** The zoo is \_\_\_\_\_ the town.
- 4** There's a bus stop \_\_\_\_\_ the hospital.
- 5** There's a car park \_\_\_\_\_ the supermarket.
- 6** The bank is \_\_\_\_\_ the museum.
- 7** There are some shops \_\_\_\_\_ the museum.

Find the people on the map on page 84. Each person wants to go somewhere. Listen to the conversations. Where do the people want to go?



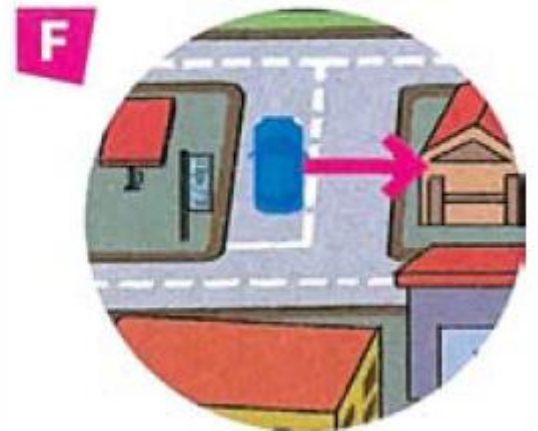
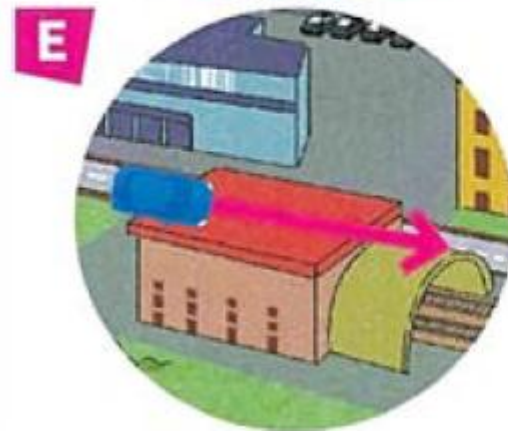
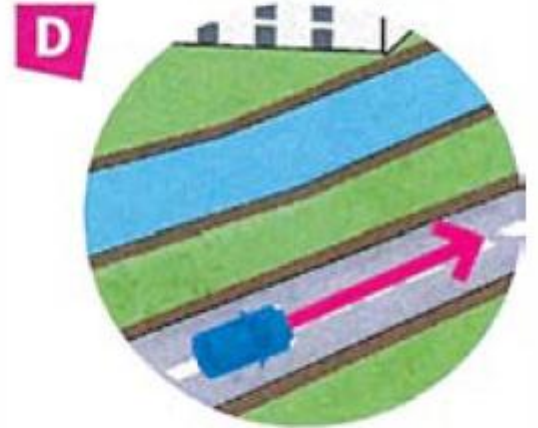
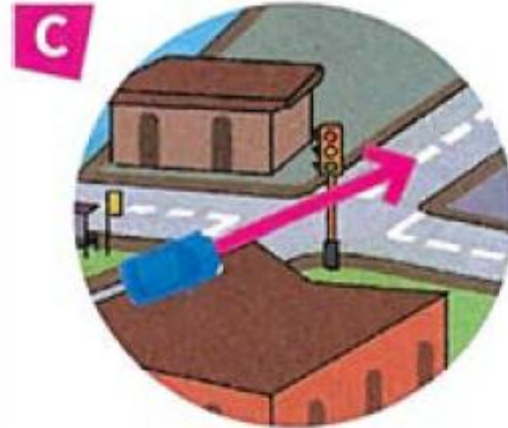
Person 1 restaurant

Person 3 theatre

Person 2 museum

## 4 Match the sentences to the pictures.

- 1 Go past the train station.
- 2 Turn right at the traffic lights.
- 3 Go straight on. Don't turn left or right at the traffic lights.
- 4 The bank is on your right.
- 5 Drive along the road beside the river.
- 6 Turn left at the roundabout.



Listen and check. Then, repeat.

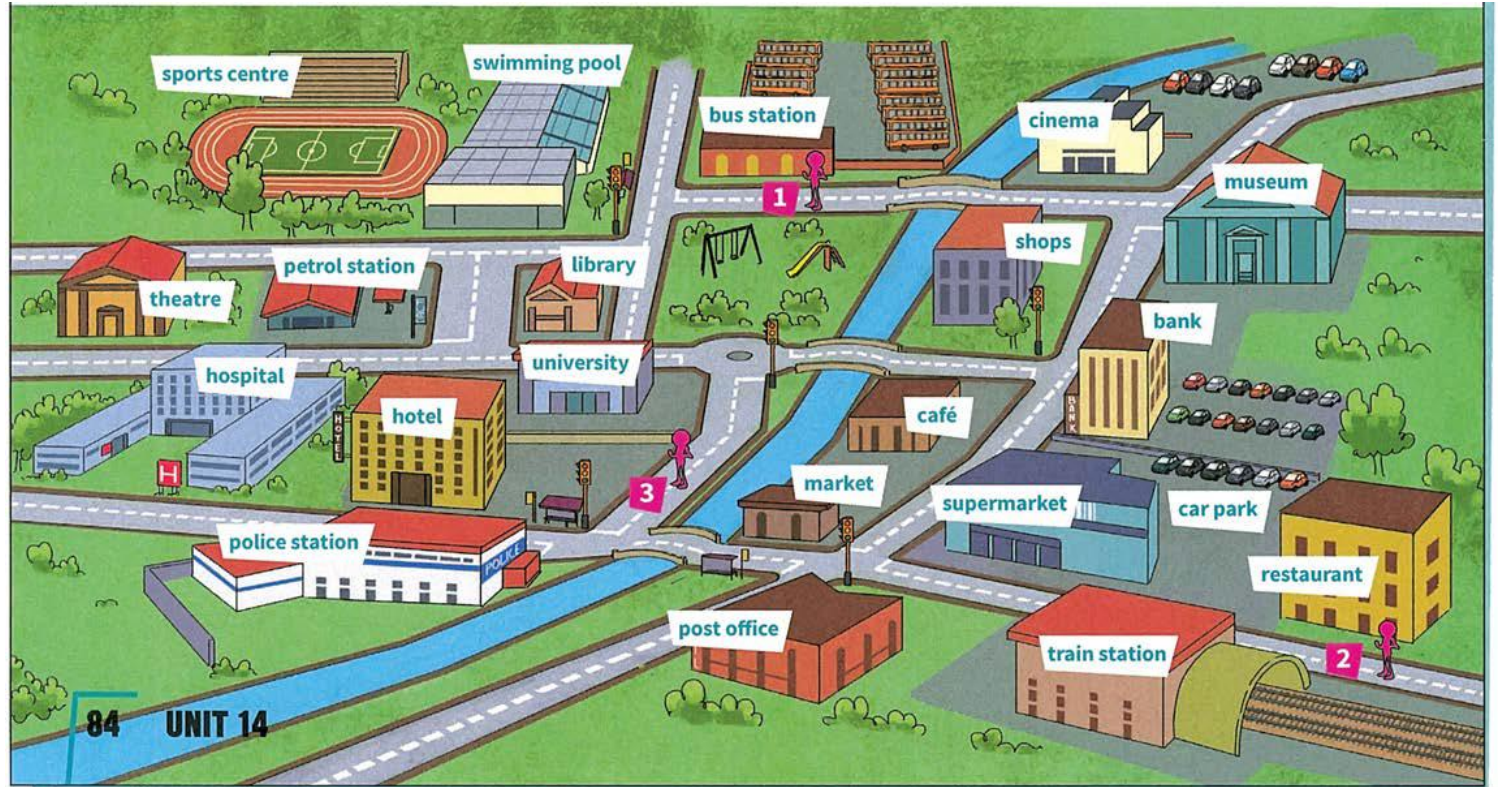


Repeat  
after me

**5** Choose the correct preposition to complete the sentences.

- 1 To get to my house, go *through* / **along** Beat Street, turn right and it's on your left.
- 2 My house is *between* / **next to** the Columbus Hotel.
- 3 To get to the station, walk **across** / *near* the bridge at the end of the High Street.
- 4 The bus stops *before* / **outside** my house.  
It brings me all the way home.
- 5 My house is *in front of* / **opposite** the post office.  
I can cross the road and send letters and parcels there.

- 6 Work with a partner. Student A, say which person you are on the map (1, 2 or 3). Then ask Student B for directions to somewhere on the map. Student B, give directions. Then change roles.



**A:** Excuse me. Is there a supermarket near here?

- 7** Write some directions to places from your school.  
Give the directions to your teacher to read out.

A large rectangular writing area with rounded corners and a scroll-like top edge, outlined in orange. The top edge is rolled up, and there are two grey shaded areas representing the rolled-up paper at the top-left and bottom-left corners.

**8** In pairs, listen to new directions from your partner. Say where they take you to.

Go out of the school and turn left. Take the first road on the right. Walk past Café Brava. Where are you?

