

10 Read and match.

Shopping list

- pen
- pencil
- erasers
- pencil sharpener
- pencil case
- scissors
- ruler
- crayons



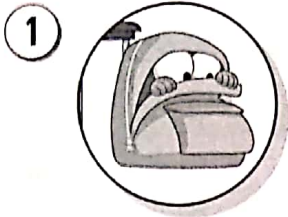
11 What's in the basket? Choose and write.

- scissors
- ~~eraser~~
- ruler
- pen
- pencil case
- pencil
- book
- bag

eraser




7 Read and tick (✓).




It's a pencil.

It's a school bag.



They're chairs.


They're tables.




It's a ruler.

It's a book.

8 Write (✓) or (X) for what you do at school.



9 Look and say.



10 Choose and write.

My shopping list

1

At school

VOCABULARY

1 Listen and point.



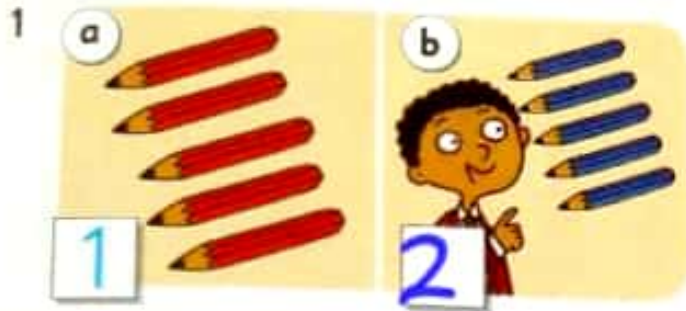
2 Listen and repeat.

3 Listen and play. Then listen and chant.

 A collection of school supplies and furniture. On the left is a red chair. Below it is a green ruler. In the center is a blue pen and a white eraser. On the right is a brown table and a purple book. A yellow pencil is at the top right.

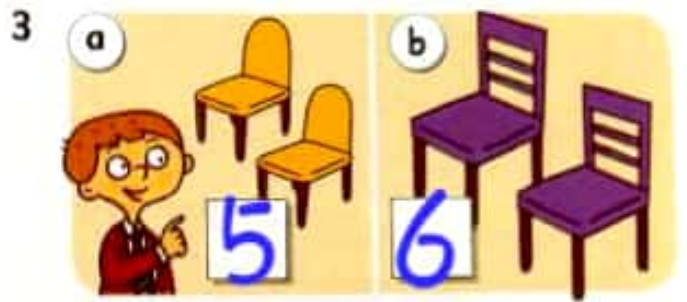

A yellow pencil and a blue pen.
 A brown table and an orange chair.
 A green ruler and a white eraser.
 A purple book. Look, look, look!

7 Listen and number. Then ask and answer.



LOOK!

| | |
|-----------------------|-------------------|
| What are these? | They're books. |
| What are those? | They're red. |
| What colour are they? | They aren't blue. |



What are these?

What colour are they?

What are those?




They're pencils.

They're red.

They're blue pencils.

8 Draw and colour. Then ask and answer.



What are these?

They're tables.
They aren't chairs.