

Story time!

oa


goat

oak

croak


boat

coat




Story time!

o a



Action
Bring a hand over your mouth, as if something has gone wrong, and say *oa!*



NOW YOU CAN

Write the letters.
Start on the dot
and join the
letters.



Inky says,
"Hold your
pencil
correctly!"

o a o a o a

o a o a o a



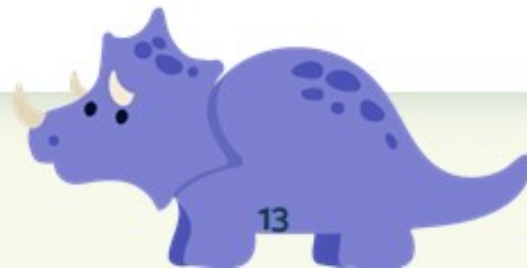
Tips for Parents

When joining 'o' and 'a', write the 'o' as usual, go straight across, STOP, come back and do caterpillar 'c' to start the 'a'.



oa words.

oa

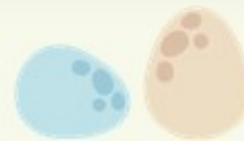




13



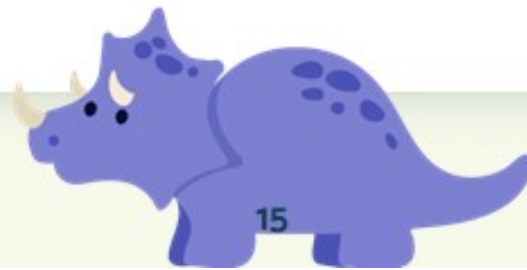

oa words.

oa




oa words.

oa



oa words.

oa





oa words.

oa



oa words.

oa



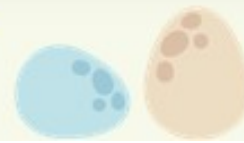


oa words.

oa



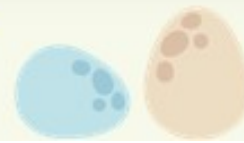

oa words.

oa



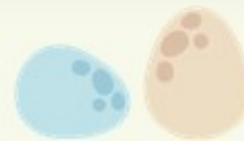

oa words.

oa



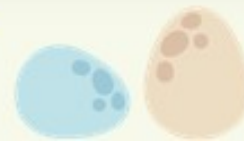

oa words.

oa



oa words.

oa





he





is





he is sad





he is mad





he is glad





he is sick





he is upset

