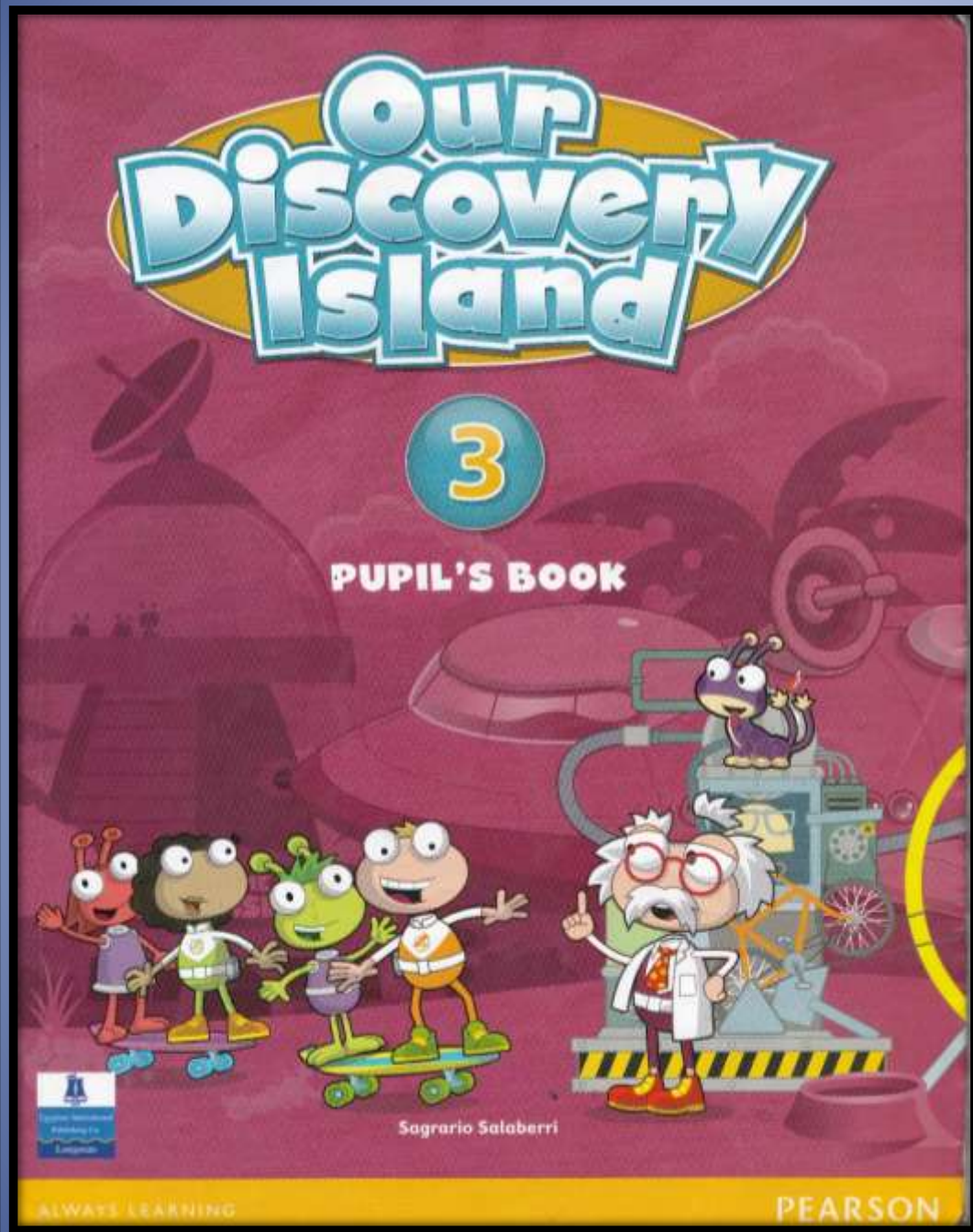


Alavi

ODI 3

(page 32)



Alavi Primary Schools

(Emamat Branch)

Department Of English

1. Warm-up: engage Ss to listen – use something related to your subject

chris
loves julia

HOUSE TOUR | 2017

Presenting few words +
playing a game as
controlled practice



attic

PARTS OF THE HOUSE



living room

PARTS OF THE HOUSE



kitchen

PARTS OF THE HOUSE



bedroom

PARTS OF THE HOUSE



bathroom

PARTS OF THE HOUSE



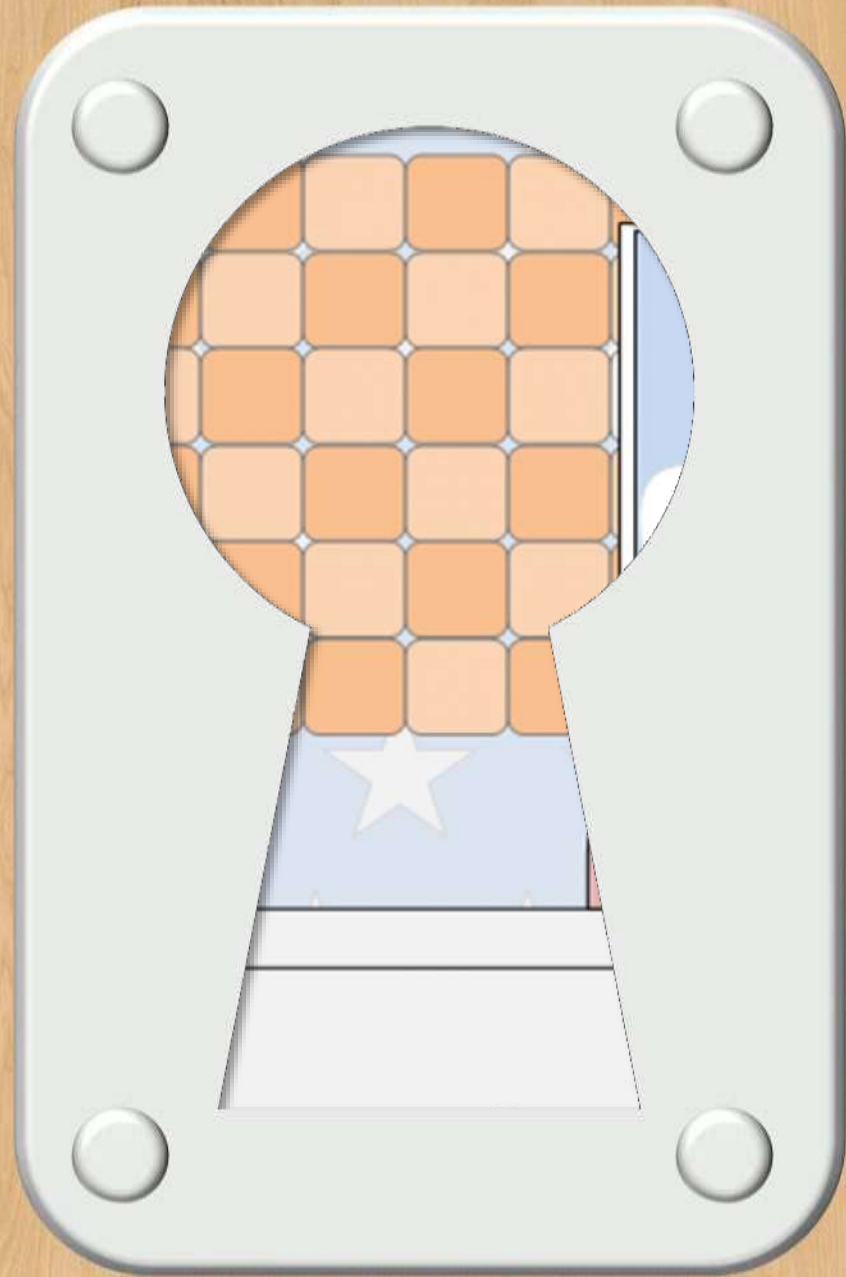
garden

PARTS OF THE HOUSE



flat


PA



PA



PA



PA





A vibrant, cartoon-style illustration of a small wooden house. The main house is made of dark brown wood with a steep orange roof. Attached to the front is a light blue, rounded extension with a white decorative archway above a window. The window has blue curtains and brown shutters. To the right, there's a wooden door with a small window and a wooden bench with floral patterns. The house is surrounded by lush green trees, bushes, and a yellow path. The scene is framed by a blue border.

Can you name the rooms in my house?

GAME

Choose the right option.



hall

garden

kitchen

GREAT



bedroom

bathroom

dining room



GREAT

living room

dining room

kitchen



GREAT



dining room

bedroom

bathroom



bedroom

bathroom

kitchen



GREAT



dining room

living room

kitchen

picture description

3

At home

What rooms can you see?

VOCABULARY

1 Listen and read.



Presenting new words of unit 3

page

32

Where is Sam?



Listening to the audio (slide 29)
Then repeating with slides 30 -

3

At home

VOCABULARY

1



Listen and read.

mirror

wardrobe

opposite

picture

plant

behind

next to

in front of





mirror



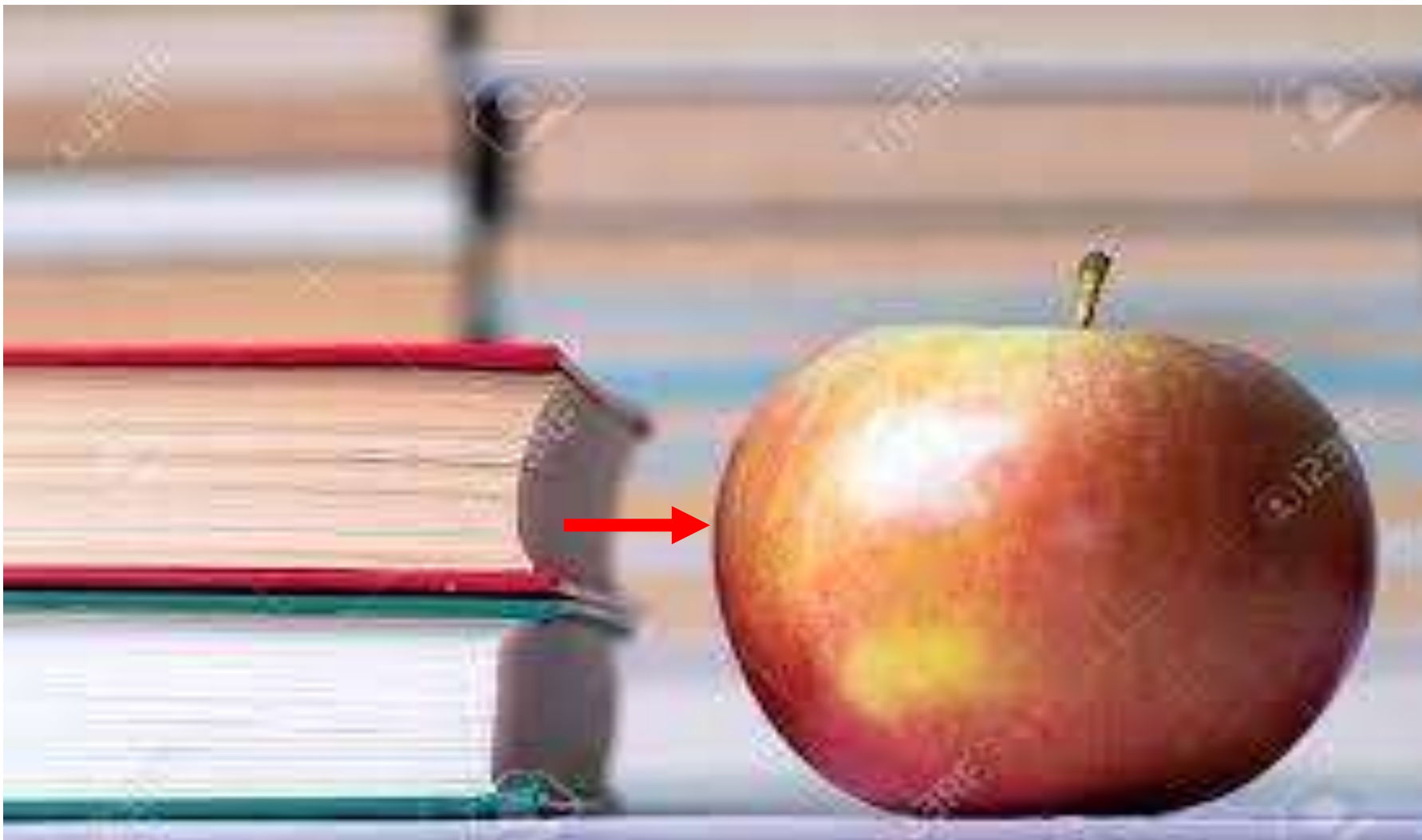
wardrobe



picture



plant




next to



behind



in front of



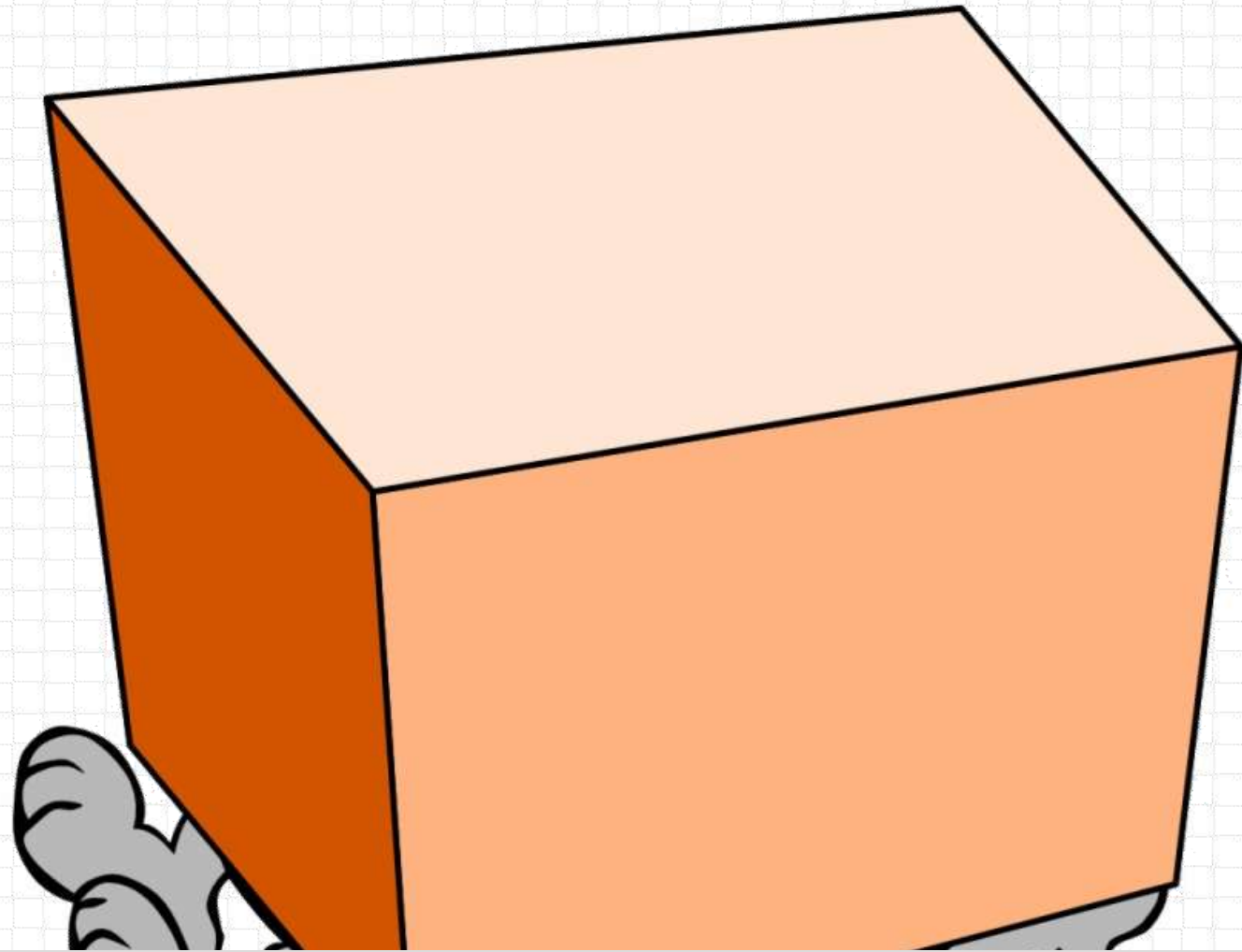
BEHIND



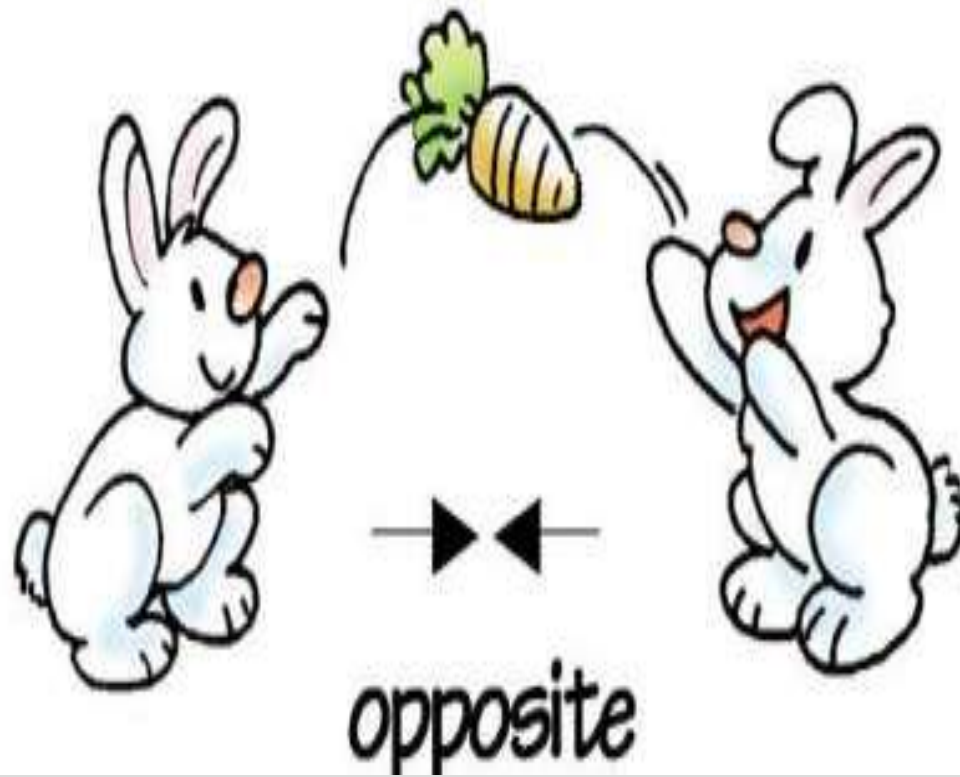
IN FRONT



above

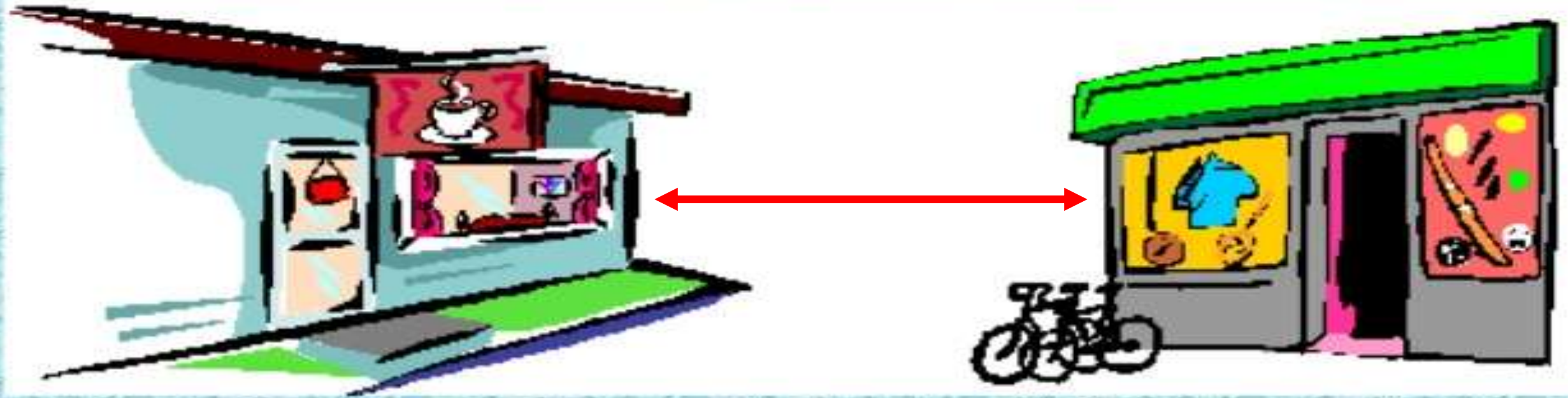


under





opposite

OPPOSITE




The **toy shop** is **opposite**
the **coffee shop**.

2  Listen and say.

 3  Listen and circle. Then listen and chant.


Was the ¹TV / cooker in the kitchen?

Yes, it was. Yes, it was.



Was the ³mirror / **bath** in the bathroom?

Yes, it was. Yes, it was.





Was the sofa in the ²bedroom / **garden**?

No, it wasn't. No, no, no.

Was the bed in the ⁴flat / **living room**?


No, it wasn't. No, no, no.

2  Listen and say.

 3  Listen and circle. Then listen and chant.


Was the ¹TV / cooker in the kitchen?

Yes, it was. Yes, it was.



Was the ³mirror / bath in the bathroom?

Yes, it was. Yes, it was.



Was the sofa in the bedroom / garden?

No, it wasn't. No, no, no.

Was the bed in the ⁴flat / living room?

No, it wasn't. No, no, no.



picture

plant

next to

above



opposite

behind

mirror

In front of

wardrobe




3

Describe the photo.
Use "I can see ...". Say **where** each item is.

1



Listen and read.



BOY

