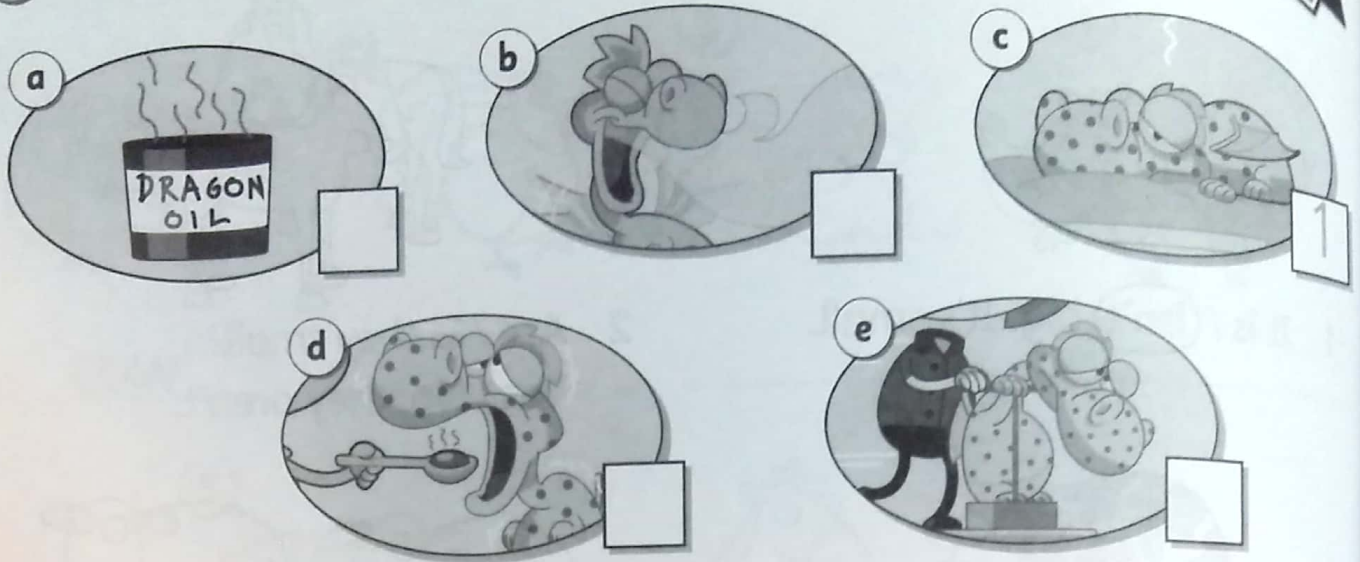



8 Look and number.



9 Read and circle.

Waldo is a dragon / tortoise. He's got **two** / **three** arms and **two** / **three** legs. He **has** / **hasn't** got wings. He's **young** / **old**.

10 Look and match.



- 10 Look at the pictures in activity 11.
What can you see?

LOOK!

We use **question mark** at the end of sentences: Is it big?

We use **full stops** at the end of sentences: It's brown.

We use **commas** between words in a list: It's red, blue and yellow.

- 11 Read the play.

Ella This animal is new. What is it?
Dan Is it big?
Ella Yes, it is.
Dan Is it a horse?
Ella No, it isn't. It's got wings!
Dan Is it yellow?
Ella No, it isn't. It's grey, black, white and red.
Dan Has it got a tail?
Ella Yes, it has. It's big!
Dan It's a turkey!



- 12 Read these lines from the play. Underline the capital letters. Circle the full stops, question marks and commas.

Dan Is it yellow?
Ella No, it isn't. It's grey, black, white and red.

- 13 Rewrite these new lines from the play.
Use the correct punctuation.

Has
ella ~~has~~ it got two legs?
dan ~~has~~ it has ~~is~~ got two legs, two wings and one tail.

Yes, it has.

14 Listen.

1 **b** Bb 2 **h** Hh 3 **r** Rr 4 **u** Uu

15 Listen, point and say.

16 Listen and blend the sounds.

1 **u - p** up 2 **r - e - d** red
 3 **h - o - t** hot 4 **b - a - g** bag


17 Underline *b*, *h*, *r* and *u*. Read the words aloud.

1 rat 2 cup 3 hat 4 bag



18 Complete the words.

1  **h**and

2  **b**ig

3  m**u**m

4  **r**abbit