

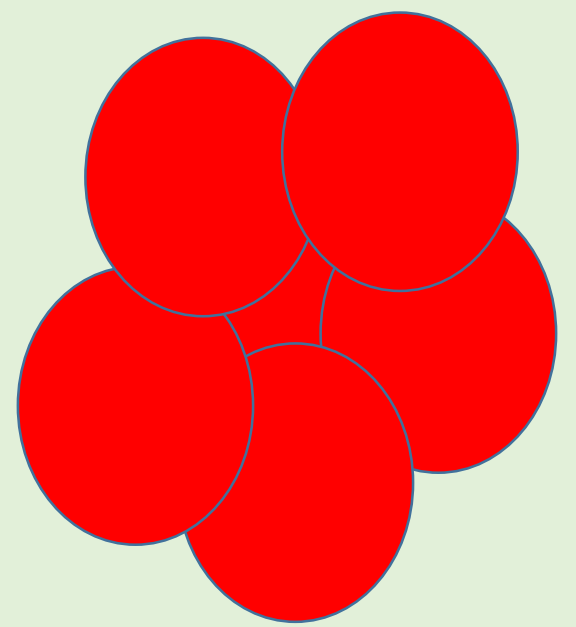


Alavi

21st Century Schools



999





PHONICS AND SPELLING

18



Listen and repeat.

-er / -or endings

When a word ends with *-er / -or*, the ending sounds **the same.**

1



taller

2



painter

3




viewer

5



poster

4



paper

6



collector

7




actor

8



director

9



inventor

19



Listen and clap when you hear the sound at the end of the word.

20

Look at Activity 18. Read and blend each word with a partner.

Read and practise.

-or	-er
calculate → calculator	teach → teacher
visit → visitor	sing → singer
project → projector	play → player

Read then write the word. Check whether the word ends in *-er* or *-or*.

1 This is an animal with black and orange stripes.

— — — — —

2 This person looks after you in a hospital.

— — — — —

3 This is a colourless liquid.

— — — — —

4 This person cuts hair in a salon.

— — — — —

5 This person makes sculptures.

— — — — —

Now fill in the gaps.



is a person who.....




or

is something which.....



is a person who.....




is a person who.....



is a person who.....



is something which.....



is something which.....

Thank

you