





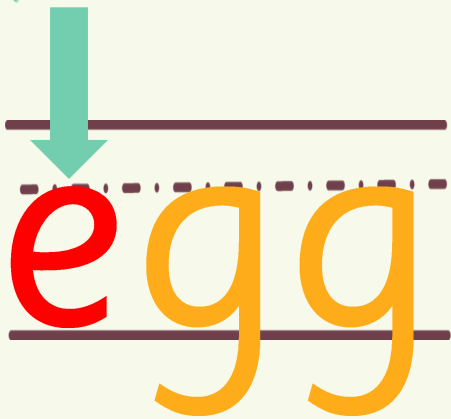
elephant







elbow






e gg






castanets







↓
c l o w n



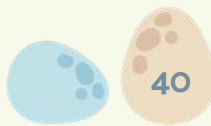




cloud



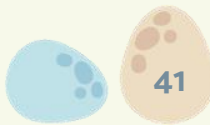




camera



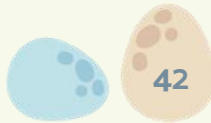



cat



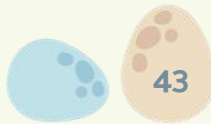



kite



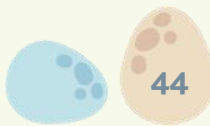




kettle



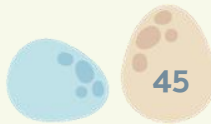



kittten






comb



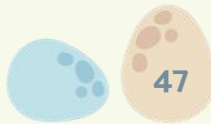




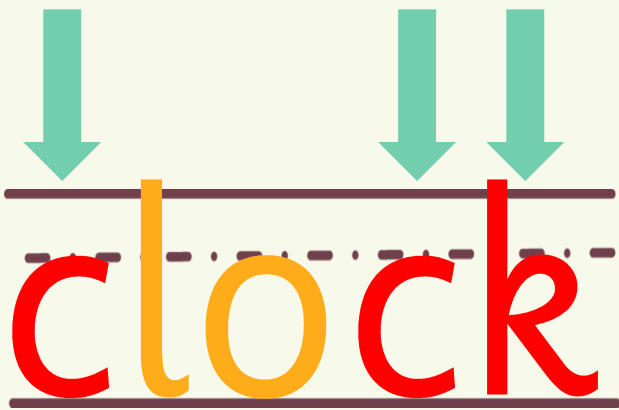
kangaroo







camel






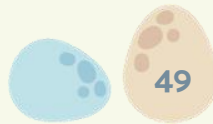

clock

The word "clock" is written on a set of three horizontal lines: a solid top line, a dashed middle line, and a solid bottom line. The letter 'c' is red and sits between the middle and bottom lines. The letter 'l' is yellow and sits between the top and middle lines. The letter 'o' is yellow and sits between the top and middle lines. The letter 'c' is red and sits between the middle and bottom lines. The letter 'k' is red and sits between the top and middle lines. There are three teal arrows pointing downwards: one above the first 'c', and two above the 'l' and the second 'c'.







key






crab






↓
koala







tiger






i n s e c t







swan






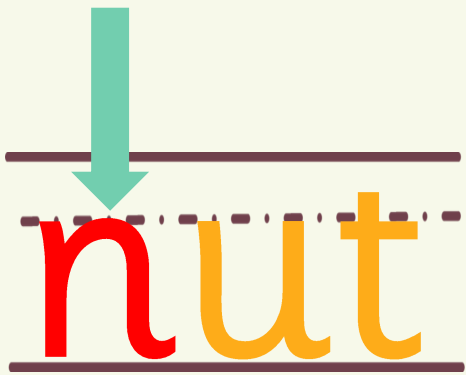
penguin








n ewt







nut





net




58







nest







nose








nail






pirate







popcorn



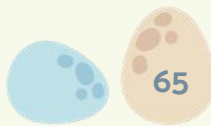




p arrot






↓
pink





65






↓
pear




66







pie







↓
princess







↓
peach






sun






snail







spider






↓
s p o o n




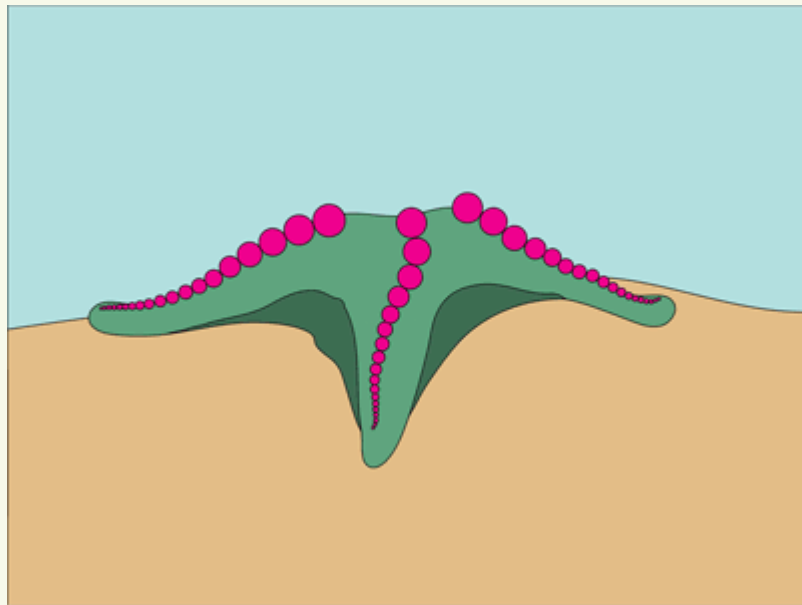


s n a k e








starfish






strawberry







sock






scissors






seahorse


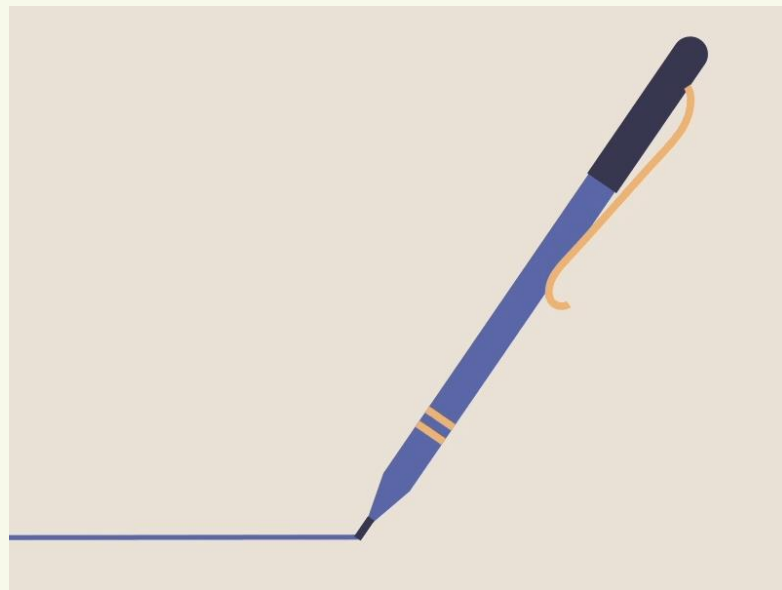



79





pen







ten


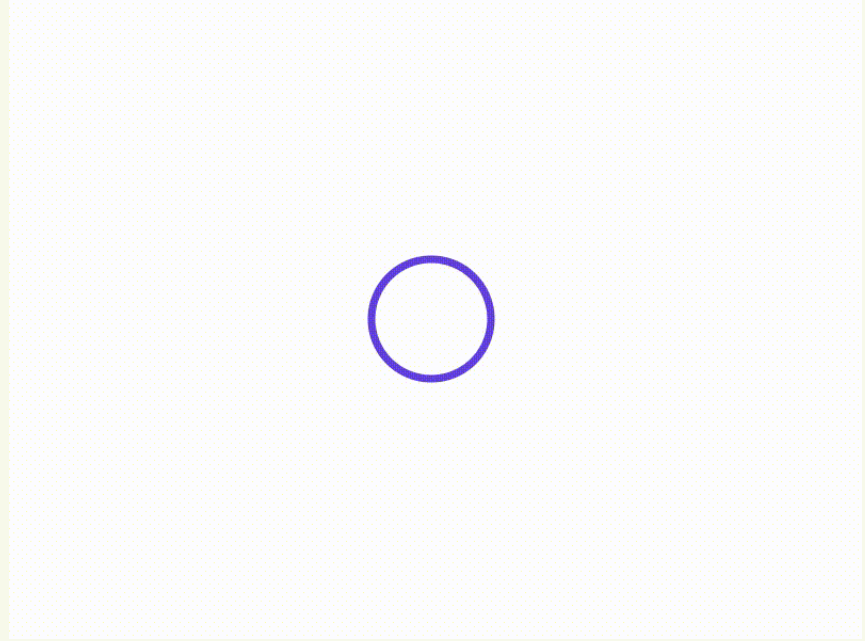



10





tick






Sticker Activity

Find the egg sticker that matches the word and put it in the nest.

Now you can
Blend the sounds
together to read
the words.



c c k k e e



Tips for Parents


Point to each letter and encourage your child to say the sound.
See if they can hear the word by running the sounds together.

RAINBOW PATTERNS

NOW YOU CAN
Follow the
dotted lines with
your coloured
pencils.



Inky says,
"Hold your
pencil
correctly!"



Start this side!


Do you
know these
colours?



Tips for Parents

These activities will help develop your child's pencil control and also teach them to write from left to right.











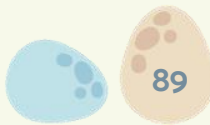

a



is



one





a



is



one






a



is



one






a



is



one



92





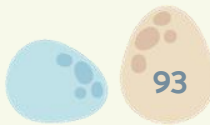

a



is




one





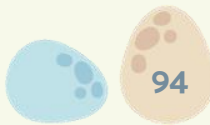

a



is




one





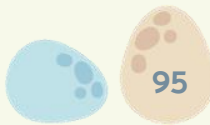

a



is



one



95





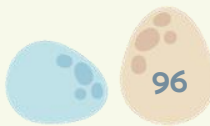


a



is




one





a



is




one





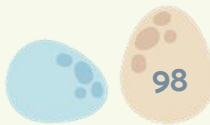

a



is




one





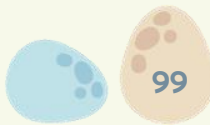

a



is



one





a



is



one






a



is



one




101





a



is



one





a



is




one






a



is




one






a



is




one





a



is



one



