

Instructor's Name:

Grade: ODI STARTER

Student's Name:

Units: 0 - 2

1- Listen and circle the correct picture.

A:



B:




2- Read and draw.

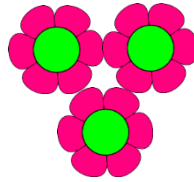
It's a big bag.

It's a small hat.

2- How many?









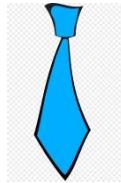
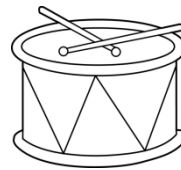
3- Look and match.

pen


rubber

drum


tie




3- Read and color.




pink



red



yellow



brown

4- Draw a line to match each uppercase letter to its lowercase letter.

N

t

O

r

H

p

P

h


T

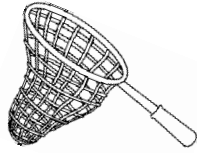
o

R

n


5- Look at the pictures and write.











6- Read each sentence and draw.

It's a red chair.



It's an apple.



It's a big cat.



It's a boat.

