



12 Read the words and circle.


~~jet~~ kiss van web



13 Put the letters in order to make words.

- 1 s e m s mess 2 n v a _____
- 3 b w e _____ 4 j m a _____

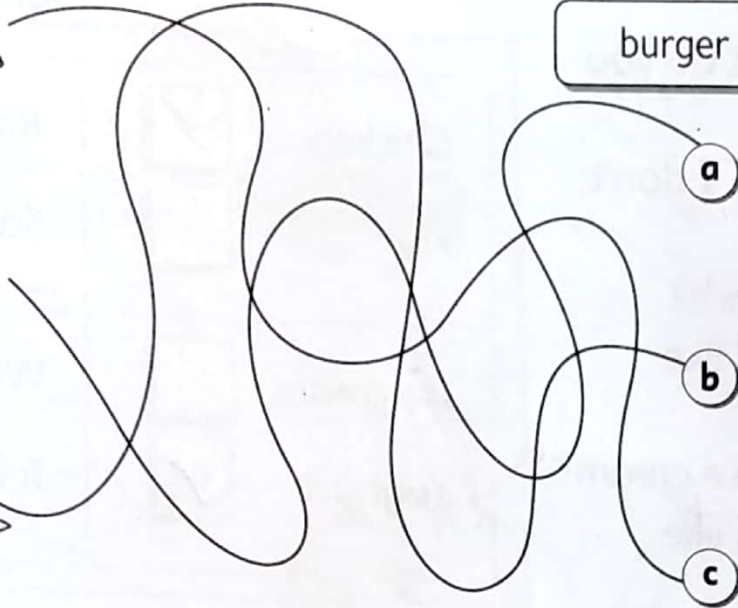
14  Match the pictures with the words from Activity 13.



15 Follow and write.



burger chips carrots



a _____

b _____

c _____

16 Read. Write and draw.

~~fruit~~ salad cake bread yoghurt milk juice
chocolate chips carrots

It's good for me!

fruit


It isn't good for me!

Alavi

Name: -----

Level: ODI 1
Unit: 7

1 Read and look, then write the numbers in front of the words.



1



2



3



4



5



6



7



8

juice

cheese

bread

vegetables

yoghurt

chicken

milk

sandwich

2 Order the words and make sentences.

1. you /want /What /do ?

What do you want?

2 .cake/I/want

3. like/you/Do/cheese ?

4 .doesn't/like/She/fish

5.don't/cheese /like /I


6. like /I /yoghurt

Alavi

Name: _____

Level: ODI 1
Unit: 5

1 Look. Then write.




1 _____ 2 _____ 3 _____ 4 _____ 5 _____ 6 _____

2 Read and circle the correct answers.


- 1 (Have / Has) you got a mouse?
- No, I haven't. I (have / has) got a rabbit.
- 2 (What / What's) that?
- (It's / It) a small rabbit.
- 3 (Have / Has) he got a tortoise?
- Yes, he (has / have).

3 Look, read and circle.

They're / They aren't big. They're **black** / **white**.



Is / Are it a cow? **No**, it is / **Yes**, it is.



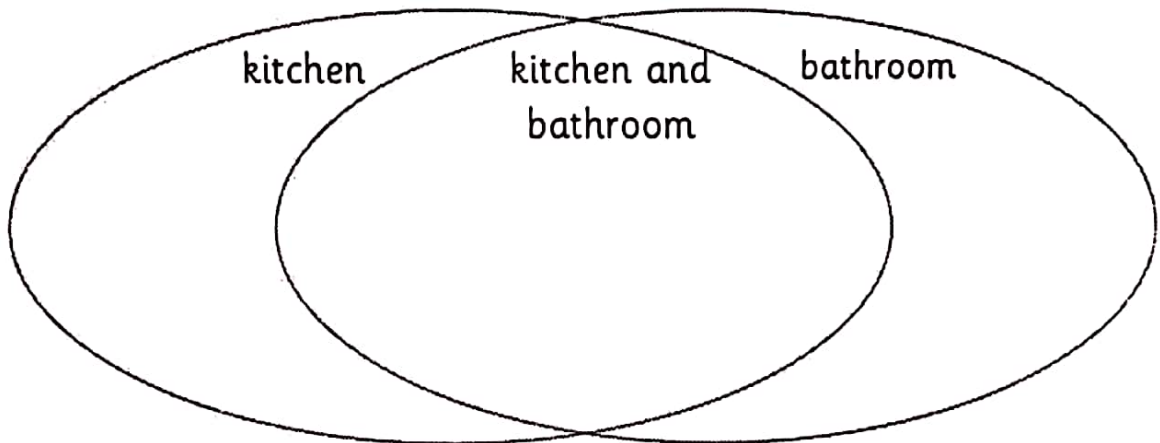
Alavi

Name:

Level: ODI 1
Unit: 6

1 Read and write.

cooker bath window sink fridge door



2 Look and write the names of the pictures.



.....

.....

.....

.....

3 Answer the questions.

Where's the fridge?

It's in the

Where's the sofa?

It's in the

Where's the bed?

It's in the