





"IN THE CLASSROOM"




UNIT 7




LET'S MOVE...!





LET US LEARN!






girl






boy







teacher






pencil






paper





scissors






glue





notebook





pen



7

In the Classroom

1. girl

3. pencil

2. paper

4. scissors

5. glue

6. teacher

8. boy

7. notebook

9. pen




Gg

girl




Sarah



Joe

CIRCLE...

- 24 Listen to the words.
- Find the hidden guitar.
- 25 Listen to the dialog.
 - A: Pass the glue, please.
 - B: Here you are.
- 26 Sing the Classroom Song.



7

In the Classroom

1. girl

3. pencil

2. paper

4. scissors

5. glue

6. teacher

8. boy

7. notebook

9. pen




Gg

girl



Sarah




Joe

FIND...

- 1. 24 Listen to the words.
- 2. Find the hidden guitar.
- 3. 25 Listen to the dialog.
 - A: Pass the glue, please.
 - B: Here you are.
- 4. 26 Sing the Classroom Song.

PASS!

SUPER
SIMPLE
SONGS






PASS THE
GLUE, PLEASE.



HERE YOU ARE.






PASS THE
PENCIL, PLEASE.



HERE YOU ARE.






PASS THE
PAPER, PLEASE.



HERE YOU ARE.







PASS THE
SCISSORS, PLEASE.



HERE YOU ARE.








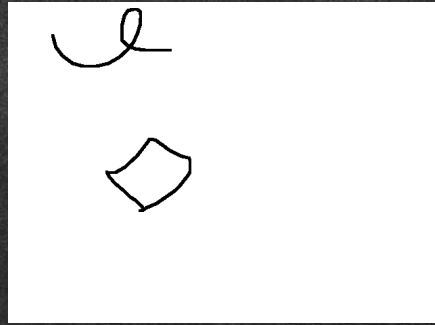


PASS THE
NOTEBOOK,
PLEASE.

A white-outlined speech bubble containing a photograph of a hand reaching out from the left, and the text "PASS THE NOTEBOOK, PLEASE." below it.



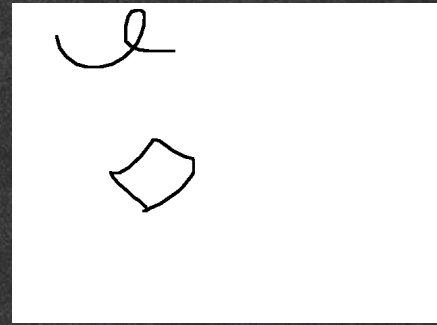

HERE YOU ARE.

A white-outlined speech bubble containing a photograph of a yellow spiral-bound notebook, and the text "HERE YOU ARE." below it.





LET'S SING...





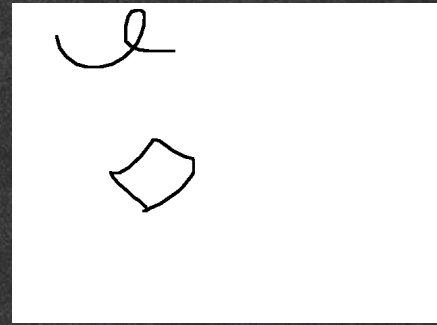

LET'S SING...





LET'S SING...





LET'S SING...








LET'S SING...






LET'S SING...








LET'S SING...






LET'S SING...





LET'S SING...





LET'S SING...



LET'S SING...




LET'S SING...



LET'S PLAY!



(GROUP GAME)



LET'S PLAY!

(MEMORY GAME)

<https://www.eslgamesplus.com/school-supplies-stationery-vocabulary-esl-memory-game-easy/>

