



## Movers Speaking

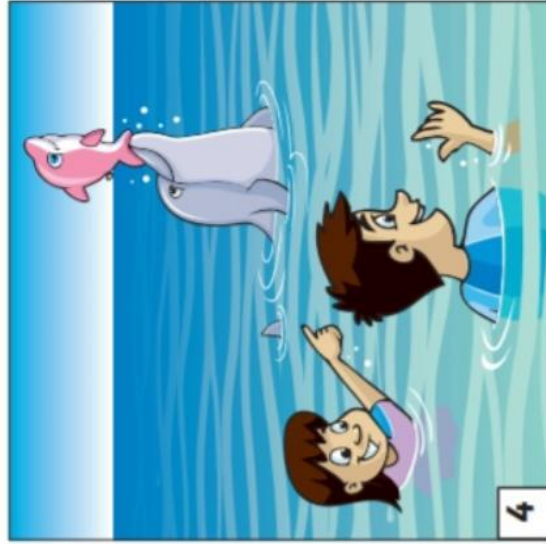
### Summary of Procedures


The usher introduces the child to the examiner. The examiner asks how old the child is.

- 1 The examiner asks the child to describe several differences between the two Find the Differences pictures, e.g. 'This boy has got earache, but this boy has got stomach-ache.'
- 2 The examiner tells the child the name of the story and describes the first picture, e.g. 'These pictures show a story. It's called, "The dolphin's new friend." Look at the pictures first. (Pause) Sally and Jim are on the beach with their parents. The children want to go swimming.' The examiner then asks the child to continue the story.
- 3 The examiner demonstrates how to do this task with the first set of four odd-one-out pictures and then asks the child to choose one picture in the other three sets and say which is different and why. For example, 'These animals can all fly, but this animal can't fly.'
- 4 The examiner asks questions about the child, e.g. 'What do you do with your friends at weekends?'



MOVERS SPEAKING. Find the Differences





MOVERS SPEAKING. Odd-one-out