

8 Let's play!

VOCABULARY

1 Read and write. Match.



Climb Eat
Play (x2) Feed



1 Eat a sandwich.

2 _____ on the swings.

3 _____ the birds.

4 _____ on the slide.

5 _____ a tree.


2 Order the letters and write.



1 eret



2 wfoerl



3 rdbi

GRAMMAR

3  Look. Read and circle.

1



2



I'm / I'm not playing on the swings. I'm / I'm not eating a sandwich.

3



4



I'm / I'm not climbing a tree. I'm / I'm not feeding the birds.

4  Look and write.











I'm _____

I'm not _____

VOCABULARY

5 Look and write.

fly swing play on the roundabout ~~walk~~ look at the birds
catch a ball throw a ball win a match

<p>1</p>  <p>walk</p>	<p>2</p> 	<p>3</p> 	<p>4</p> 
<p>5</p> 	<p>6</p> 	<p>7</p> 	<p>8</p> 

6 Read and circle.




- 1 I'm **throwing** / catching a ball.
- 2 I'm **feeding** / looking at the birds.
- 3 I'm **walking** / swinging.
- 4 I'm **flying** / climbing.


7 Order the words.

- 1 doing? she What's
- 2 ball. She catching isn't a
- 3 birds. the feeding She's


8 Look and write.




- 1 He isn't throwing a ball.
He's _____.



- 2 She isn't _____.



- 3 _____



- 4 _____

READING

9 Read and write.

throw like swings park big feeding

1 This is the park .

3 There are _____ .



5 I can _____ a ball.

2 There are some _____ trees.

4 I'm _____ the ducks.

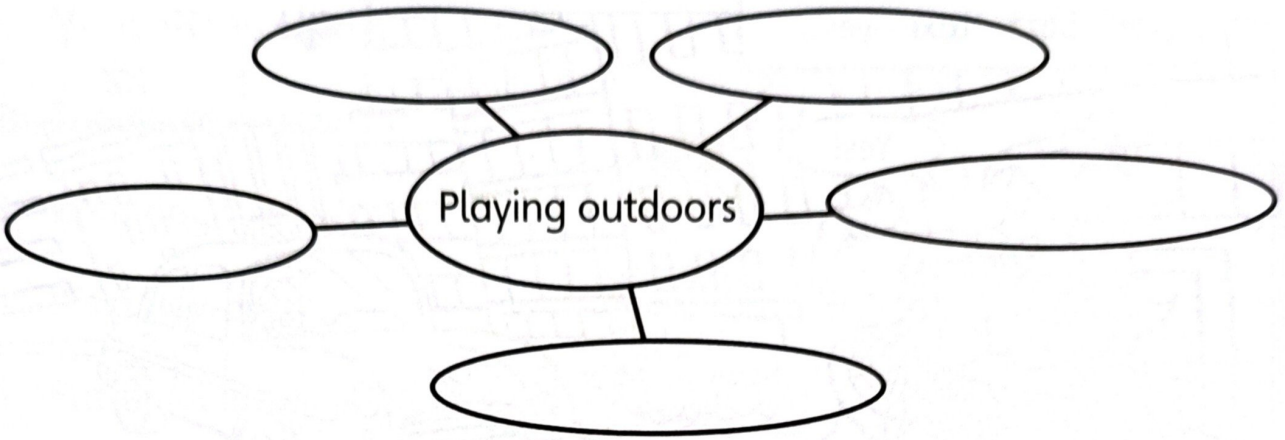
6 I _____ the park.

10 Tick (✓) the outdoor activities.



WRITING

11 Use the mind map to think of ideas.



12 Use your mind map to make a poster.

Playing outdoors

The poster template features a central title 'Playing outdoors' at the top. Below the title is a large rectangular area with seven horizontal lines for writing. The poster is decorated with illustrations: a tree on the left side, a soccer ball at the bottom left, and a tree and flowers on the right side. There are also small bird illustrations at the top right.

13 Read the words and circle.



14 Look and say the sound.

1 buzz 2 quick 3 box 4 quiz 5 yes

15 Look and write.

y zz ~~x~~ qu z

1 ta X i

2 ___ ip





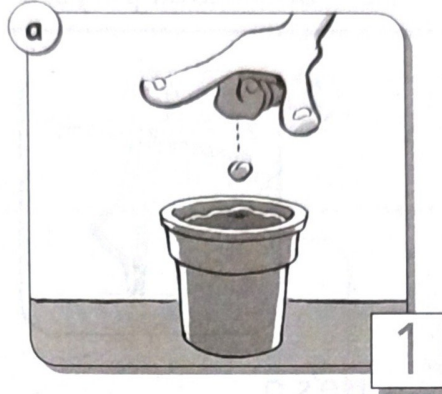
3 fi ___

4 ___ ick

5 ___ ell

16  **Look and match.**

- 1 Planting the seed
- 2 The plant is growing
- 3 Watering the seed
- 4 It's a flower
- 5 Putting it in sunshine



17  **Write the phrases from Activity 16 in order.**

- 1 _____
- 2 _____
- 3 _____
- 4 _____
- 5 _____

CULTURE

18 Look and write.

ballet dancer athlete basketball players football player ~~gymnast~~

1



2



3



She's a gymnast. He's a _____. She's a _____.

4



5



He's an _____. They're _____.

19 Read and answer.

Yes, I can. No, I can't.

- 1 Can you run fast?
- 2 Can you kick a ball?
- 3 Can you touch your toes?
- 4 Can you point your toes?
- 5 Can you throw a ball?

Unit Review

20 Look and write.

walk eat a sandwich look at the birds throw a ball
catch a ball play on the roundabout



21 Look at Activity 20 and write.

1 She's walking _____.

2 He isn't _____.

3 _____.

4 _____.

5 _____.

6 _____.

22 Complete the words.

x zz z qu y

1 ___i___

2 bu___

3 bo___

4 ___es