

8

Let's play!

VOCABULARY

1 Listen and point.

climbing a tree

playing on the swing

eating a sandwich

2 Listen and repeat.

3 Listen and play. Then listen and chant.

What are you doing today?
I'm feeding the ducks, I'm feeding the ducks!

What are you doing today?
I'm climbing a tree, I'm climbing a tree!

What are you doing today?
I'm playing, I'm playing on the swing!

What are you doing today?
I'm eating a sandwich. Let's all eat a sandwich!

What are you doing?

I'm climbing a tree.
I'm not eating a sandwich.

GRAMMAR

bird

tree

playing on
the slide

flower

feeding the ducks

4



Listen and number. Then say.



What are you
doing?

I'm feeding the ducks.

You're Zak!

Look for a photo today.
An egg, a blanket, a torch,
a book, milk, a bed, soap,
a mouse and a photo!
Look for a photo today!





AB p.79

Lesson 2 Grammar (What are you doing? I'm climbing a tree.)

VOCABULARY

5 Listen and repeat.



6 Listen and circle. Then sing and act out.

SONG

We're at the park
and it's fun, fun, fun!
Running / Playing and jumping,
and playing in the sun!

Look at the flowers / birds,
flying in the sky.
Watch me on the swing,
I'm swinging up high!

Let's throw a ball,
let's throw and catch.
Now we're playing football /
basketball.
Can we win the match?

Playing at the park,
playing all day long.
Clap your arms / hands together
and sing this song!



LOOK!

What's he doing?

He's throwing a ball.
He isn't walking.

What's = What is

Look and circle. Then ask and answer.



throw / climb

walk / fly

look at / catch

swing / win

What's he doing?

He's throwing a ball.

8 Read and match.

1 What's he doing?

He isn't playing on the roundabout. He's looking at the birds.

2 What's he doing?

He isn't catching a ball. He's playing on the roundabout.

3 What's he doing?

He isn't throwing a ball. He's catching a ball.

4 What's he doing?

He isn't looking at the birds. He's throwing a ball.



- 9 Read the poster. Can you feed the ducks at the park?

READING

Our park



This is the park. I like the park. There are lots of flowers and lots of birds.



There are swings, a slide and a roundabout. We can run and play.



This is my brother Tom. He's climbing a tree. Be careful, Tom!



There are some big trees - and some very small trees. We can play on the grass. We can throw and catch a ball.




I'm feeding the ducks. There are lots of ducks and they're hungry. They like bread.



Now we're having a picnic. I'm eating fruit and Tom is eating a sandwich.

10 Match the sentences.

- | | |
|------------------|-----------------|
| 1 There are lots | a on the grass. |
| 2 I'm feeding | b fruit. |
| 3 We can play | c of ducks. |
| 4 Tom is eating | d a sandwich. |
| 5 I'm eating | e the ducks. |



Spend time outdoors.

HOME-SCHOOL LINK

Spend time outdoors with someone in your family. Talk about what you enjoy doing.

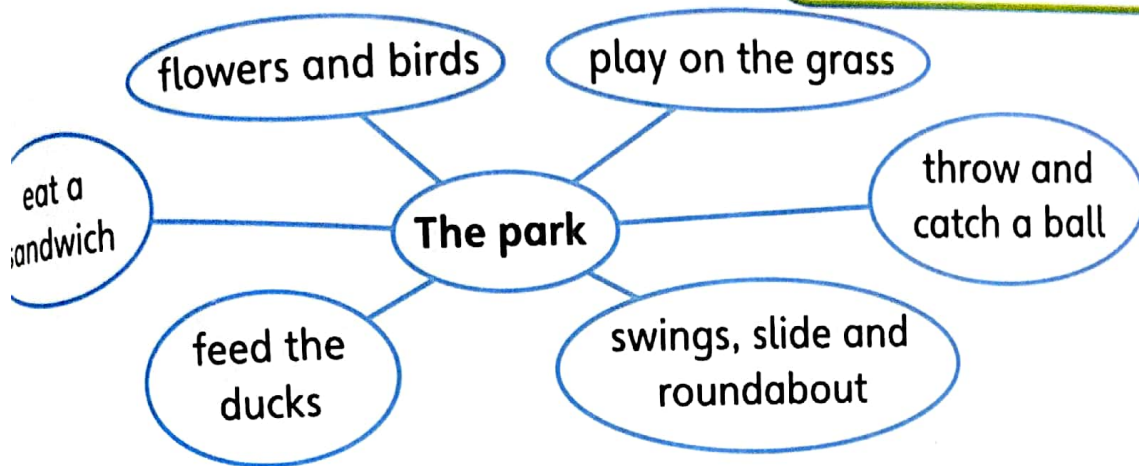


WRITING


LOOK!

We can use a mind map to think of ideas.

Read the poster on page 84 again.
Find all the ideas from the mind map.



Complete the poster. Use the mind map.



The beach

I like the beach. It's fun. You can

(1) _____ in the sea and

(2) _____ on the sand.

You can (3) _____ with your

family. I like to (4) _____ and

(5) _____ a ball.

Look - I'm eating a (6) _____!



PHONICS

13 Listen.

1 qu 2 x 3 y 4 z 5 zz

14 Listen, point and say.

15 Listen and blend the sounds.

qu - ck quick

2 b - o - x box

v - e - ll yell

z - a - p zap

f - i - zz fizz

16 Underline qu, x, y and zz.

1 taxi



2 buzz



3 quiz



4 yes



5 zip



17 Circle qu, x, y, z and zz. Match the sounds.

yell

zip

yes

quiz

taxi

buzz

quick

box

zap

fizz

Listen and read.

How do plants grow?

This is a seed. It's very small.




He's planting it in soil.




It's growing bigger.




It's a flower!



He's watering it.



Look - the plant is growing! It's very small.



He's putting it in the sunshine.



19 Number in order.

watering the seed

It's a flower!

planting the seed

the plant is growing

putting it in sunshine

20 Read and write.

a



football player

b



gymnast

c



basketball player

d



ballet dancer

e



athlete

- 1 She's pointing her toes.
- 2 He's kicking a ball and he's running fast.
- 3 He's swinging and stretching.
- 4 She's running fast and jumping.
- 5 He's throwing a ball. He's jumping.

d

21 Play a guessing game.

Are you jumping?

Yes, I am.

Are you throwing a ball?

No, I'm not.

Are you an athlete?

Yes, I am.

MINI-PROJECT

Write about a sports person from your country.

Vocabulary

PROGRESS CHECK

8

22 Look and write.

tree feed the ducks flower play on the swing climb a tree bird



Grammar

23 Put the words in order.

1 you What doing today? are

2 not ball. throwing a I'm

3 she What doing? 's

4 looking birds She the 's at

Phonics

24 Complete the words.



1 _es



2 _ip



3 ta_i



4 bu__

8 Let's play!

VOCABULARY

1 Read and write. Match.



Climb Eat
Play (x2) Feed



1 Eat a sandwich.

2 _____ on the swings.

3 _____ the birds.

4 _____ on the slide.

5 _____ a tree.

2 Order the letters and write.



1 eret



2 wfoerl



3 rdbi

3 Look. Read and circle.

1



2



I'm / I'm not playing on the swings. I'm / I'm not eating a sandwich.

3



4



I'm / I'm not climbing a tree.

I'm / I'm not feeding the birds.

4 Look and write.



I'm _____

I'm not _____

5 Look and write.

fly swing play on the roundabout ~~walk~~ look at the birds
catch a ball throw a ball win a match

1



walk

2



3



4



5



6



7



8



6 Read and circle.



1 I'm throwing / catching a ball.

2 I'm feeding / looking at the birds.

3 I'm walking / swinging.

4 I'm flying / climbing.

7 Order the words.

- 1 doing? she What's
- 2 ball. She catching isn't a
- 3 birds. the feeding She's


8 Look and write.



- 1 He isn't throwing a ball.
He's _____.



- 2 She isn't _____.



- 3 _____



- 4 _____

9 Read and write.

throw like swings park big feeding

1 This is the park.

3 There are _____.

5 I can _____ a ball.

2 There are some _____ trees.

4 I'm _____ the ducks.

6 I _____ the park.

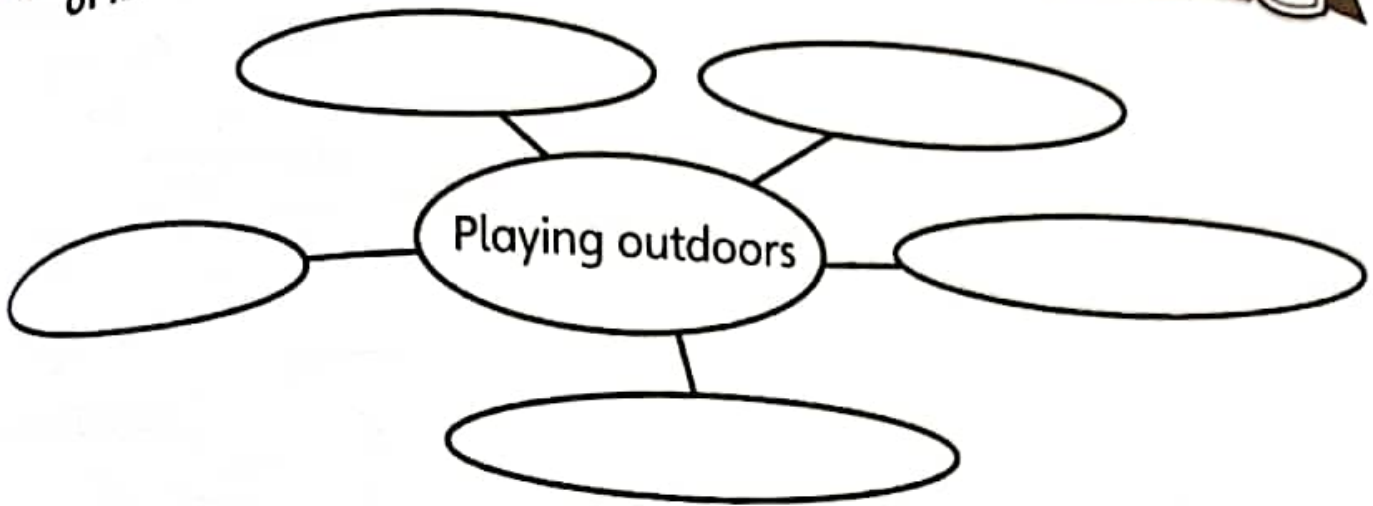
10 Tick (✓) the outdoor activities.



11 Use the mind map to think of ideas.

WRITING

8





12 Use your mind map to make a poster.

Playing outdoors



18 Look and write.

ballet dancer athlete basketball players football player gymnast



She's a gymnast. He's a _____. She's a _____.



He's an _____. They're _____.





19 Read and answer.

Yes, I can. No, I can't.

- 1 Can you run fast?
- 2 Can you kick a ball?
- 3 Can you touch your toes?
- 4 Can you point your toes?
- 5 Can you throw a ball?

16 Look and match.


- 1 Planting the seed
- 2 The plant is growing
- 3 Watering the seed
- 4 It's a flower
- 5 Putting it in sunshine



17 Write the phrases from Activity 16 in order.

- 1 _____
- 2 _____
- 3 _____
- 4 _____
- 5 _____

13 Read the words and circle.



14 Look and say the sound.

- 1 buzz 2 quick 3 box 4 quiz 5 yes

15 Look and write.

y zz ~~x~~ qu z

1 ta X i

2 __ ip

3 fi __

4 __ __ ick


5 __ ell

Unit Review

8

20 Look and write.

walk eat a sandwich look at the birds throw a ball
catch a ball play on the roundabout



21 Look at Activity 20 and write.

- 1 She's walking _____.
- 2 He isn't _____.
- 3 _____.
- 4 _____.
- 5 _____.
- 6 _____.

22 Complete the words.

x zz z qu y

- 1 _ _ i _
- 2 bu _ _
- 3 bo _ _
- 4 _ _ es