



Uncle Jerry's Great Idea

Norma Shapiro

Illustrated by Andy Hunt

Dolphin Readers are an exciting and varied series of readers for young learners.

Covering a range of topics, both fiction and non-fiction, they are available at five levels.

All titles are also available on audio CD.

Dolphin Readers

- Starter Level
175 Headwords
- Level 1
275 Headwords
- Level 2
425 Headwords
- ● Level 3
525 Headwords
- Level 4
625 Headwords

Series Editor: Craig Wright

Uncle Jerry's
978 0 1

Uncle Jerry's Great Idea A
978 0 1

Uncle Jerry's Great Ide
978 0 1

Teacher's
978 0 1



OXFORD ENC
ISBN 978-0-19-



9 780194 401029

Dolphin Readers

Uncle Jerry's Great Idea



Dolphin Readers 3 Level Three

OXFORD

Uncle Jerry's Great Idea



42
SHAu

012822

OXFORD
UNIVERSITY PRESS

www.oup.com/elt

421
SHAM

Uncle Jerry's Great Idea

Norma Shapiro

012822



Name _____

Age _____

Class _____

OXFORD
UNIVERSITY PRESS

OXFORD
UNIVERSITY PRESS

Great Clarendon Street, Oxford OX2 6DP

Oxford University Press is a department of the University of Oxford.
It furthers the University's objective of excellence in research, scholarship,
and education by publishing worldwide in
Oxford, New York

Auckland, Cape Town, Harare, Salaam, Hong Kong, Karachi,
Kuala Lumpur, Madrid, Melbourne, Mexico City, Nairobi,
New Delhi, Shanghai, Taipei, Toronto

With offices in

Argentina, Austria, Brazil, Chile, Czech Republic, France, Greece,
Guatemala, Hungary, Italy, Japan, South Korea, Poland, Portugal,
Singapore, Switzerland, Thailand, Turkey, Ukraine, Vietnam

OXFORD and OXFORD ENGLISH are registered trademarks of
Oxford University Press in the UK and in certain other countries

© Oxford University Press 2005

The moral rights of the author have been asserted

Database right Oxford University Press (maker)

First published 2005

2013

18 17

No unauthorized photocopying

All rights reserved. No part of this publication may be reproduced,
stored in a retrieval system, or transmitted, in any form or by any means,
without the prior permission in writing of Oxford University Press,
or as expressly permitted by law, or under terms agreed with the appropriate
reprographics rights organization. Enquiries concerning reproduction
outside the scope of the above should be sent to the ELT Rights Department,
Oxford University Press, at the address above.

You must not circulate this book in any other binding or cover
and you must impose this same condition on any acquirer.

Any websites referred to in this publication are in the public domain and
their addresses are provided by Oxford University Press for information only.
Oxford University Press disclaims any responsibility for the content.

ISBN : 978 0 19 440102 9

Printed in China

Illustrations by: Andy Hunt

With thanks to Sally Spray for her contribution to this series

Reading Dolphins

Notes for teachers & parents

Using the book

- 1 Begin by looking at the first story page (page 2). Look at the picture and ask questions about it. Then read the story text under the picture with your students. **Use section 1 of the CD for this if possible.**
- 2 Teach and check the understanding of any new vocabulary. Note that some of the words are in the **Picture Dictionary** at the back of the book.
- 3 Now look at the activities on the right-hand page. Show the example to the students and instruct them to complete the activities. This may be done individually, in pairs, or as a class.
- 4 Do the same for the remaining pages of the book.
- 5 Retell the whole story more quickly, reinforcing the new vocabulary. **Section 2 of the CD can help with this.**
- 6 If possible, listen to the expanded story (section 3 of the CD). **The students should follow in their books.**
- 7 When the book is finished, use the **Picture Dictionary** to check that students understand and remember new vocabulary. **Section 4 of the CD can help with this.**

Using the CD

The CD contains four sections.

- 1 The story told slowly, with pauses. Use this during the first reading. It may also be used for "Listen and repeat" activities at any point.
- 2 The story told at normal speed. This should be used once the students have read the book for the first time.
- 3 The expanded story. The story is told in a longer version. This will help the students understand English when it is spoken faster, as they will now know the story and the vocabulary.
- 4 Vocabulary. Each word in the **Picture Dictionary** is spoken and then used in a simple sentence.



On Saturday Jim's family went to the park.

His father played baseball. His mother played tennis. His sister played basketball. His Uncle Jerry played baseball, too.

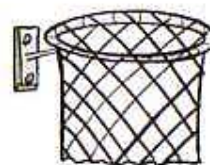
1 Connect.



bat



tennis ball



hoop



baseball



basketball



racket

2 Complete.

- ① We play basketball with a basketball and a _____.
- ② We play tennis with a _____ and a _____.
- ③ We play baseball with a _____ and a _____.



On Saturday, Jim played baseball, too, but on his computer.

Jim's mother and father were not happy.

"He never goes to the park," his mother said quietly.

Complete. Use these words:



never



sometimes



usually



always



- ① Jim always stays home on Saturdays.
- ② He _____ reads books.
- ③ He _____ plays tennis.
- ④ He _____ goes to school on Mondays.
- ⑤ He _____ goes to the park.
- ⑥ He _____ watches TV.
- ⑦ He _____ uses his computer.
- ⑧ He _____ does his homework.



“You always stay home on the computer,” said his father. “Why don’t you come to the park?”
 “I don’t like the park,” said Jim,
 “I like my computer.”
 Now Jim wasn’t happy.

Look and write.

He likes	He doesn't like
home	computer
pizza	green
soda	
	park
	books
	rice
	pink
	coffee


① Jim likes his home but he doesn't like the park.

②

③


④

⑤




"I don't like the park," said Jim.
 "I have an idea," said Uncle Jerry.
 "Next Saturday, bring some paper
 and a pencil to the park."

Look at the pictures on page 8 and
 page 9. Write the six differences.



- ① Jerry is wearing a hat.
- ② Jerry _____.
- ③ Jerry _____.
- ④ The door _____.
- ⑤ Jim _____.
- ⑥ Jim _____.



The next Saturday, Jim went to the park. His father went up to bat. "Watch us play and count everything we do," said Uncle Jerry. "OK," said Jim.

Where did Jim go? Write.

Monday school	Tuesday the store	Wednesday math class
Thursday his friend's house	Friday the movies	Saturday the park

- ① On Monday,
he went to school.
- ② On Tuesday,
_____.
- ③ On Wednesday,
_____.
- ④ On Thursday,
_____.
- ⑤ On Friday,
_____.
- ⑥ On Saturday,
_____.

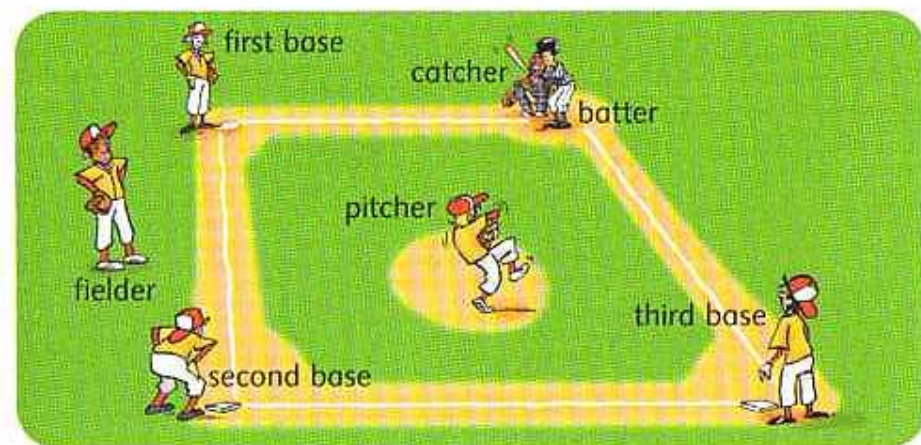


“Is it like baseball on the computer?” asked Jim.


“Yes. Just count the times we get runs and hits,” Uncle Jerry said.

So Jim started to count and write.

Complete.




- ① The pitcher throws the ball.
- ② The _____ hits the ball with the bat.
- ③ The _____ stops the ball.
- ④ The _____ runs to _____ base, _____ base, and _____ base.
- ⑤ The fielder _____ the ball to the catcher.
- ⑥ The _____ catches the ball.



Then Jim's father hit a long home run!
 "Count the home runs, too!" said Uncle Jerry.
 "OK. Great idea," said Jim.

Who else hit a home run? Write.



- ① The man who hit the home run has long brown hair.
- ② The man who hit the home run has glasses.
- ③ The man who hit the home run has black shoes.
- ④ The man who hit the home run has a white shirt.
- ⑤ Who hit the home run? _____



After the game they all went home. Uncle Jerry said to Jim, "Go and make a chart on your computer." "OK," said Jim, and he ran up to his room.

Rewrite the sentences in the past tense.

- ① Jim goes to the park.

Jim went to the park.

- ② Jim watches the game.


- ③ Jim counts the runs.

- ④ Jim's father hits a home run.

- ⑤ They all go home.

- ⑥ Jim uses his computer.

- ⑦ Jim makes a chart.



This is Jim's chart.

Look at the numbers.

Well done, Jim.

Who made the most runs?

Did Uncle Jerry hit a home run?

Write the answers.

- ① Who made the chart?

Jim made the chart.

- ② Who made one run?


- ③ Who made three runs?

- ④ Who made three hits?

- ⑤ Who counted the hits?

- ⑥ Who hit a home run?

- ⑦ Who made the most runs?



At lunch, Jim gave the chart to his father.

"This is great! I really like it!" said his father. Jim had a big smile on his face.

Rearrange the words.

- ① home father a Jim's hit run.
Jim's father hit a home run.
- ② home Jim counted runs the.

- ③ a computer made on chart his Jim.

- ④ the gave Jim chart his father to.

- ⑤ father chart Jim's the liked.

- ⑥ smile Jim's had big father a.

- ⑦ Jim boy smart is a.



“Can you do one for basketball, please?” asked his sister.

“Yes,” said Jim.

Uncle Jerry smiled. Now Jim goes to the park every Saturday, and he always brings paper and a pencil.

Put the sentences in order.

Number them 1 to 8.

- ① ☐ Jim talked to Uncle Jerry.
- ② ☐ Jim's father hit a home run.
- ③ ☒ 1 Jim's family went to the park.
- ④ ☐ Jim and his family went home.
- ⑤ ☐ Jim started to count the runs.
- ⑥ ☐ Jim made a chart on his computer.
- ⑦ ☐ Jim stayed at home and played on his computer.
- ⑧ ☐ Jim went to the park with paper and a pencil.

Picture Dictionary

baseball



batter



basketball



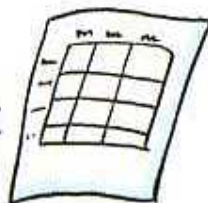
catcher



bat



chart



computer



fielder



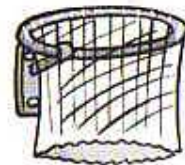
glasses



hit



hoop



pitcher



racket



smile



Dolphin Readers



Dolphin Readers are available at five levels, from Starter to 4.

The Dolphins series covers four major themes:

**Grammar, Living Together,
The World Around Us, Science and Nature.**

For each theme, there are two titles at every level.

Activity Books are available for all Dolphins.

All Dolphins are available on audio CD.

(2 TITLES ON EACH CD - SEE TABLE BELOW)

Teacher's Notes are available at www.oup.com/elt/dolphins

	Grammar	Living Together	The World Around Us	Science and Nature
Starter	<ul style="list-style-type: none"> Silly Squirrel Monkeying Around 	<ul style="list-style-type: none"> My Family A Day with Baby 	<ul style="list-style-type: none"> Doctor, Doctor Moving House 	<ul style="list-style-type: none"> A Game of Shapes Baby Animals
Level 1	<ul style="list-style-type: none"> Meet Molly Where Is It? 	<ul style="list-style-type: none"> Little Helpers Jack the Hero 	<ul style="list-style-type: none"> On Safari Lost Kitten 	<ul style="list-style-type: none"> Number Magic How's the Weather?
Level 2	<ul style="list-style-type: none"> Double Trouble Super Sam 	<ul style="list-style-type: none"> Candy for Breakfast Lost! 	<ul style="list-style-type: none"> A Visit to the City Matt's Mistake 	<ul style="list-style-type: none"> Numbers, Numbers Everywhere Circles and Squares
Level 3	<ul style="list-style-type: none"> Students in Space What Did You Do Yesterday? 	<ul style="list-style-type: none"> New Girl in School Uncle Jerry's Great Idea 	<ul style="list-style-type: none"> Just Like Mine Wonderful Wild Animals 	<ul style="list-style-type: none"> Things That Fly Let's Go to the Rainforest
Level 4	<ul style="list-style-type: none"> The Tough Task Yesterday, Today, and Tomorrow 	<ul style="list-style-type: none"> We Won the Cup Up and Down 	<ul style="list-style-type: none"> Where People Live City Girl, Country Boy 	<ul style="list-style-type: none"> In the Ocean Go, Gorillas, Go