


7 Listen and repeat the sentences. Then listen and match.

a   
tight


b   
baggy


c   
modern

d   
old-fashioned

e   
checked

f   
striped

g   
patterned

h   
plain

8 Read and guess the missing words. Then listen and sing.

baggy    modern  
tight    plain    careful



SO  
Chorus:

I'm a very <sup>1</sup> \_\_\_\_\_ shopper. I'm careful when I shop!  
I spend my money carefully, and then I stop!

This jacket is too <sup>2</sup> \_\_\_\_\_.

These sandals are too <sup>3</sup> \_\_\_\_\_.

This tracksuit isn't big enough.

These trainers don't feel right.

That jumper is too <sup>4</sup> \_\_\_\_\_.

Those colours are too bright.

That bracelet isn't <sup>5</sup> \_\_\_\_\_ enough.

Those trousers don't look right.

- 9 Imagine that you are shopping. Talk about the clothes.  
Use the words in the box and *too* and *enough*.

scarf / long    gloves / tight    belt / big    tracksuit / baggy  
sunglasses / old-fashioned    cardigan / striped

I like this checked scarf. Do you?

No, I don't. It isn't long enough. / It's too long.

**TIP!**

These sandals are **too** tight.  
This tracksuit isn't big **enough**.

# LOOK!

# GRAMMAR

Whose watch is it?

It's **mine**.

It's **yours**.

It's **Dan's/his**.

It's **Tina's/hers**.

It's **ours**.

It's **theirs**.

Whose clothes are they?

They're **mine**.

They're **yours**.

They're **Dan's/his**.

They're **Tina's/hers**.

They're **ours**.

They're **theirs**.

10 Listen and choose the right names.

1 It's **Mike's / Jim's** belt.



2 They're **Susie's / Monica's** jeans.



3 It's **Tim's / Kevin's** scarf.



4 They're **Amy's / Kate's** gloves.



5 It's **Diana's / Lisa's** watch.



6 They're **Paul's / Rob's** sunglasses.



**12** Work in pairs. Make sentences. Then ask and answer.

my phone    your socks    Tom's sandals  
his tracksuit    our house    their books    her bracelet



Whose phone is it?

It's my phone.  
The phone is mine.

