

- 10 Look at the pictures in activity 11.
What can you see?

LOOK!

We use question marks at the end of sentences: Is it big?

We use full stops at the end of sentences: It's brown.

We use commas between words in a list: It's red, blue and yellow.

- 11 Read the play.

Ella This animal is new. What is it?

Dan Is it big?

Ella Yes, it is.

Dan Is it a horse?

Ella No, it isn't. It's got wings!

Dan Is it yellow?

Ella No, it isn't. It's grey, black, white and red.

Dan Has it got a tail?

Ella Yes, it has. It's big!

Dan It's a turkey!



- 12 Read these lines from the play. Underline the capital letters. Circle the full stops, question marks and commas.

Dan Is it yellow?

Ella No, it isn't. It's grey, black, white and red.

- 13 Rewrite these new lines from the play.

Use the correct punctuation.

ella Has it got two legs? Dan Yes, it has. It has got two legs, two wings and one tail.
dan yes it has it's got two legs two wings and one tail.

WRITING

10 Look at the pictures in activity 11. What can you see?

LOOK!

- 1 We use question marks at the end of sentences: Is it big?
- 2 We use full stops at the end of sentences: It's brown.
- 3 We use commas between words in a list: It's red, blue and yellow.

11 Read the play.

Ella This animal is new. What is it?
 Dan Is it big?
 Ella Yes, it is.
 Dan Is it a horse?
 Ella No, it isn't. It's got wings!
 Dan Is it yellow?
 Ella No, it isn't. It's grey, black, white and red.
 Dan Has it got a tail?
 Ella Yes, it has. It's big!
 Dan It's a turkey!



12 Read these lines from the play. Underline the capital letters. Circle the full stops, question marks and commas.

Dan Is it yellow?
Ella No, it isn't. It's grey, black, white and red.

13 Rewrite these new lines from the play. Use the correct punctuation.

Ella Has it got two legs?
Dan Yes it has. It's got two legs, two wings and one tail.


14  Listen.

1 **b**

2 **h**

3 **r**

4 **u**

15  Listen, point and say.

16  Listen and blend the sounds.

1 **u - p** up

2 **r - e - d** red

3 **h - o - t** hot

4 **b - a - g** bag


17 Underline *b*, *h*, *r* and *u*. Read the words aloud.

1 rat

2 cup

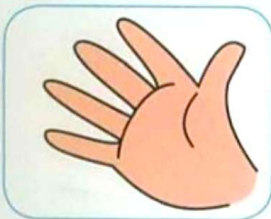
3 hat

4 bag




18 Complete the words.

1



hand

2



big

3



mum

4



rabbit

19 Listen and repeat. Then match.



20 Listen and number. Then say.



WRITING

11 Read the play. Number the pictures in order.



Tom What is it?
 Ben It's an animal!
 Tom Is it a duck?
 Ben No, it's big. It's got four legs.

Tom Is it a cow?
 Ben No, it isn't.
 Tom Is it a sheep?
 Ben Yes, it is!


12 Write a play. Use Activity 11 and the words in the box to help you. Use the correct punctuation.

big small horse cow duck rabbit sheep turkey wings tail

Amy What is it?
 Laila It's an animal
 Amy Is it a duck?
 Laila No, it's big. It's got four legs.
 Amy Is it a cow?
 Laila No, it isn't.
 Amy Is it a sheep?
 Laila Yes, it is!

5 Animals

13 Read the words and circle.



14 Circle the first letter and say the sound.

1 hot

2 red

3 big

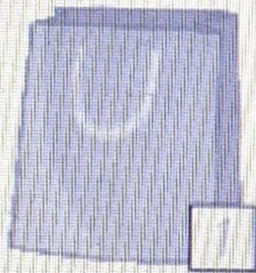
4 up

15 Complete the words. Then look and match.

b h r u



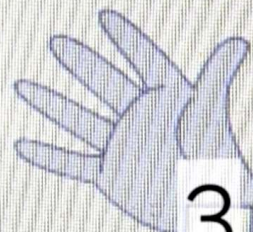
2



1



4



3

1 bag

2 up

3 hand

4 rat

16 Write. Then match.


chick kitten puppy



puppy




kitten



chick

17 Join the dots. Then write.

puppy wings chick It's small legs



It's a chick

It's got wings

It's small.



It's puppy

It's got

four legs

It's small