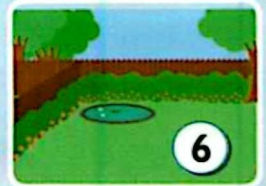

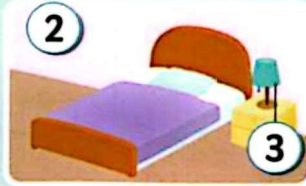
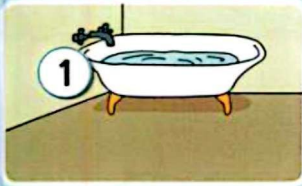


PROGRESS CHECK

Vocabulary

sink lamp
garden bedroom
bath kitchen

24 Look and write.





1 _____ sink
2 _____ bedroom
3 _____ lamp


4 _____ kitchen
5 _____ sink
6 _____ garden


Grammar

25 Look and tick (✓) or cross (X).

1  There's a book under the table.



2  There's a ruler in the bag.

3  There's a bag on the sofa.

4  There's a lamp next to the fridge.

Phonics

26 Order the letters to make words.



1 i g f

fig

2 l b e l

bell

3 u f p f

puff


4 g l e

leg

Christmas

1 Look and write.

reindeer ~~present~~ Santa sleigh



- 1 It's a present. 2 It's a sleigh.
3 It's Santa! 4 It's a reindeer.

2 Draw and say. Then read and trace.



To Sara
Happy
Christmas!
From Santa.

3 Look and write.

present ~~Santa~~ sack star stocking card Christmas tree



1 Santa

2 stocking

3 star

4 card




5 present

6 sack

7 Christmas tree

4 Look and colour.

1 = red 2 = green 3 = black 4 = blue 5 = yellow



Christmas

1 Listen, find and say.



2 Listen and sing.

It's Christmas Day (x2).
Here comes Santa in his sleigh!
It's Christmas Day (x2).
Santa's on his way.

Look at the reindeer, 1, 2, 3.
Look at the presents. Can you see?
Red, yellow, green and blue.
Orange, pink and purple, too!

It's Christmas Day...
Happy Christmas!



3 Look. Ask and answer.

What's that?

It's a sleigh.

Is Santa happy?

Yes, he is.

4 Listen and point. Then listen and repeat.



star



sack



stocking



present



card



Christmas tree

5 Look and write.

6 Make a Christmas card for your family.



Happy Christmas!

