




Dolphin Readers ③ Level Three

OXFORD

# Students in Space



irlanguage  
مرکز زبان ایرانیان

# Students in Space

Craig Wright

Name \_\_\_\_\_

Age \_\_\_\_\_

Class \_\_\_\_\_

**OXFORD**  
UNIVERSITY PRESS

## Reading Dolphins

### Notes for teachers & parents

#### Using the book

- 1 Begin by looking at the first story page (page 2). Look at the picture and ask questions about it. Then read the story text under the picture with your students. Use section 1 of the CD for this if possible.
- 2 Teach and check the understanding of any new vocabulary. Note that some of the words are in the **Picture Dictionary** at the back of the book.
- 3 Now look at the activities on the right-hand page. Show the example to the students and instruct them to complete the activities. This may be done individually, in pairs, or as a class.
- 4 Do the same for the remaining pages of the book.
- 5 Retell the whole story more quickly, reinforcing the new vocabulary. Section 2 of the CD can help with this.
- 6 If possible, listen to the expanded story (section 3 of the CD). The students should follow in their books.
- 7 When the book is finished, use the **Picture Dictionary** to check that students understand and remember new vocabulary. Section 4 of the CD can help with this.

#### Using the CD

- 1 The CD contains four sections.  
The story told slowly, with pauses. Use this during the first reading.
- 2 It may also be used for "Listen and repeat" activities at any point.  
The story told at normal speed. This should be used once the students have read the book for the first time.
- 3 The expanded story. The story is told in a longer version. This will help the students understand English when it is spoken faster, as they will now know the story and the vocabulary.
- 4 Vocabulary. Each word in the **Picture Dictionary** is spoken and then used in a simple sentence.



Greg and Ann are brother and sister  
They like to ask questions.

“How does the moon fly?” they ask  
their teacher.

“How do fireflies make fire?”

## Complete the sentences.

Use these words:

answer    ask    at    her  
his    live    teacher    they

- ① His name is Greg.
- ② \_\_\_\_\_ name is Ann.
- ③ \_\_\_\_\_ are brother and sister.
- ④ They are \_\_\_\_\_ school.
- ⑤ They like to \_\_\_\_\_ questions.
- ⑥ They ask their \_\_\_\_\_.
- ⑦ Their teacher cannot \_\_\_\_\_ the questions.
- ⑧ They \_\_\_\_\_ in Newtown.



Greg and Ann are at home.  
“Why does an elephant have a long  
nose?”  
“Why do bats sleep upside down?”  
“Ask your father,” says mother.  
“Ask your mother,” says father.

# Write the questions.



1 Do bees eat honey?

2

3

4

5



“Let’s go look for fireflies,” says Greg. They walk out into the yard. “Wow! What are those lights?” “They are fireflies,” says Greg. “Look at that big one!” says Ann.

## 1 Complete the sentences.

Use these words:

sister at in is is big are

- 1 Greg is Ann's brother.
- 2 Ann is Greg's \_\_\_\_\_.
- 3 They \_\_\_\_\_ going outside.
- 4 They are looking \_\_\_\_\_ fireflies.
- 5 They are \_\_\_\_\_ the yard.
- 6 There is a \_\_\_\_\_ firefly.
- 7 Greg \_\_\_\_\_ holding a flashlight.

## 2 Circle the nouns.

walk yard flashlight  
big firefly look sister



“It looks like a triangle,” says Ann.

“No, it’s a circle,” says Greg. “It’s getting bigger and bigger.”

“It’s not a firefly! What is it?”

“It’s a spaceship!”

## 1 Connect.

It's a triangle.

It's a rectangle.

It's a circle.


It's a square.

It's an oval.

It's a heart.

It's a diamond.

It's a star.



## 2 Circle the verbs.

fly go bigger nose  
sleep spaceship walk



“Oh no!” says Greg. “What’s happening?”

“Why are we flying?” asks Ann.

They are flying up to the spaceship.

“Help me!” says Greg.

“Help me, too!” says Ann.

**1 Put the sentences in order.  
Number them 1 to 7.**

- It is a spaceship.
- They go into the yard.
- They go up to the spaceship.
- They see a lot of fireflies.
- They see a very big light.
- The children shout "Help!"
- 1 Greg and Ann want to look for fireflies.

**2 Circle the adjectives.**

help   long   pull   small  
circle   big   happy



“Who are you?” asks Ann.



























“We are Zorgans.”

“Where are you from?” asks Greg.

“We are from the planet Zorga.”

“Where are we?” asks Ann.

1 Complete the Zorgan alphabet.

						
<input type="text" value="a"/>	<input type="text" value="b"/>	<input type="text" value="c"/>	<input type="text" value="d"/>	<input type="text" value="e"/>	<input type="text" value="f"/>	<input type="text" value="g"/>
						
<input type="text" value="h"/>	<input type="text"/>	<input type="text"/>	<input type="text"/>	<input type="text"/>	<input type="text"/>	<input type="text"/>
						
<input type="text"/>	<input type="text"/>	<input type="text"/>	<input type="text"/>	<input type="text"/>	<input type="text"/>	<input type="text"/>
						
<input type="text"/>	<input type="text"/>	<input type="text"/>	<input type="text"/>	<input type="text"/>		

2 Write in English.

1 IIII III \*OIII FOO@Δ /@OO@\*

We

2 7H-φφ φφ @□O φφ \* < III φH-φφ

3 IIII III \*^7 7@ φ7□C \ \ @□



irLanguage  
مرجع زبان ایرانیان

“Why are you taking us?” asks Ann.

“We want to. . .”

“What do you want to do with us?”  
asks Greg.

“We want to. . .”

“When can we go home?”

# Complete the questions.

Use these words:

What

When

Who

Why

Where

How

1 Who are you?

2 \_\_\_\_\_ are you from?

3 \_\_\_\_\_ old are you?

4 \_\_\_\_\_ did you kidnap us?

5 \_\_\_\_\_ will you do with us?

6 \_\_\_\_\_ can we go home?

7 \_\_\_\_\_ does the spaceship fly?

8 \_\_\_\_\_ are these?

9 \_\_\_\_\_ are we going?

10 \_\_\_\_\_ are you so ugly?





“Where are we going?” asks Ann.

“We’re going to. . .”

“How many Zorgans are there?”  
asks Greg.

“There are. . .”

“How’s the weather in Zorga?”

**1 Answer the questions.**

① Where are the children?

They are in the spaceship.

② Where do the Zorgans want to go?

---

③ How many Zorgans are there in the spaceship?

---

④ Where do the children want to go?

---

⑤ How is the weather in Zorga?

---

**2 Circle the words that describe the Zorgans.**

long short ugly beautiful  
angry happy good bad tall



irLanguage  
مرجع زبان ایرانیان

“Wow! What’s this?” asks Greg.

“It’s a . . .”

“What are these?” asks Ann.

“They’re . . .”

“What’s that over there?” asks Greg.

## Write the questions.

① What is it?

It is a firefly.

② \_\_\_\_\_

They are Zorgans.

③ \_\_\_\_\_

They live in Zorga.

④ \_\_\_\_\_

They are going to Zorga.

⑤ \_\_\_\_\_

There are two Zorgans.

⑥ \_\_\_\_\_

There are two children in the spaceship.

⑦ \_\_\_\_\_

It is rainy in Zorga.



“Are these laser guns?” asks Greg.

“Yes. . .”

“Do you ever use them?” asks Ann.

“Can we try them?”

“No. Don’t touch that!”

## Answer the questions.

- ① Are Greg and Ann in the spaceship?

Yes, they are.

- ② Are they asking questions?

- ③ Is the spaceship going to Zorga?

- ④ Are the Zorgans happy?

- ⑤ Do the children have laser guns?

- ⑥ Are the laser guns dangerous?

- ⑦ Can the Zorgans speak English?



iranlanguage  
مرکز زبان ایرانیان

“These children ask too many questions.”

“Let’s go home.”

“Hey!” shouts Greg. “Come back!”

“You see,” says Ann. “It is good to ask questions.”

## 1 Write the story.

This is a story about two children.

They \_\_\_\_\_ brother and sister. They like  
\_\_\_\_\_ ask questions. \_\_\_\_\_ day they  
go to look \_\_\_\_\_ fireflies in their yard.  
They are kidnapped by two \_\_\_\_\_. The  
Zorgans want \_\_\_\_\_ take the children  
back to \_\_\_\_\_ and study them, but the  
children \_\_\_\_\_ too many questions, so  
\_\_\_\_\_ Zorgans bring them home. The  
Zorgans do \_\_\_\_\_ want the children,  
\_\_\_\_\_ they ask too \_\_\_\_\_ questions.


## 2 What do you think? Check .

Don't ask too many questions.

It is good to ask questions.

Don't speak to Zorgans.

bat



flashlight



circle



heart



diamond



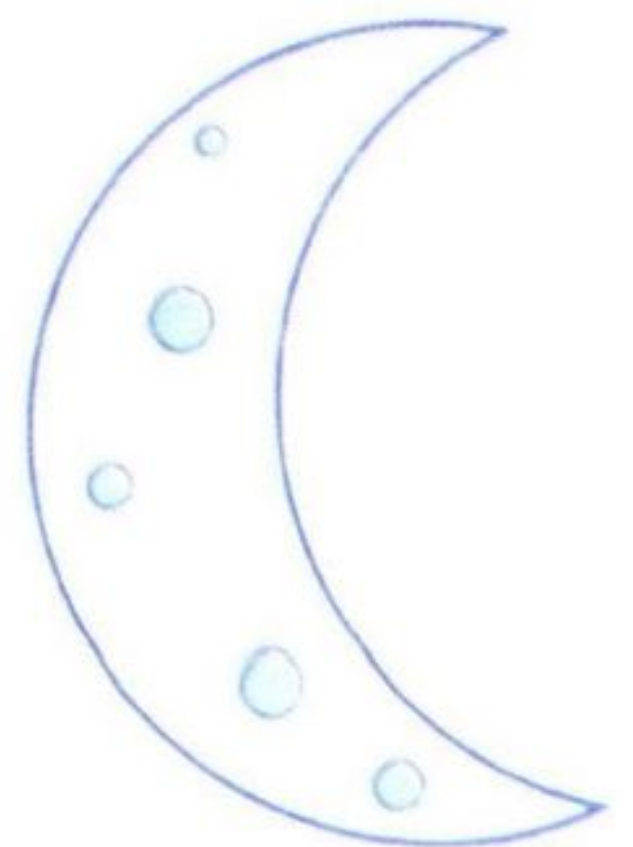
laser gun



firefly



moon



oval



square



planet




star



rectangle




triangle



spaceship



# Dolphin Readers



**Dolphin Readers** are available at five levels, from Starter to 4.

The Dolphins series covers four major themes:

**Grammar, Living Together,  
The World Around Us, Science and Nature.**

For each theme, there are two titles at every level.

Activity Books are available for all Dolphins.

All Dolphins are available on audio CD.

(2 TITLES ON EACH CD  SEE TABLE BELOW)

Teacher's Notes are available at [www.oup.com/elt/dolphins](http://www.oup.com/elt/dolphins)

	Grammar	Living Together	The World Around Us	Science and Nature
Starter	<ul style="list-style-type: none"> <li>Silly Squirrel</li> <li>Monkeying Around</li> </ul> 	<ul style="list-style-type: none"> <li>My Family</li> <li>A Day with Baby</li> </ul> 	<ul style="list-style-type: none"> <li>Doctor, Doctor</li> <li>Moving House</li> </ul> 	<ul style="list-style-type: none"> <li>A Game of Shapes</li> <li>Baby Animals</li> </ul> 
Level 1	<ul style="list-style-type: none"> <li>Meet Molly</li> <li>Where Is It?</li> </ul> 	<ul style="list-style-type: none"> <li>Little Helpers</li> <li>Jack the Hero</li> </ul> 	<ul style="list-style-type: none"> <li>On Safari</li> <li>Lost Kitten</li> </ul> 	<ul style="list-style-type: none"> <li>Number Magic</li> <li>How's the Weather?</li> </ul> 
Level 2	<ul style="list-style-type: none"> <li>Double Trouble</li> <li>Super Sam</li> </ul> 	<ul style="list-style-type: none"> <li>Candy for Breakfast</li> <li>Lost!</li> </ul> 	<ul style="list-style-type: none"> <li>A Visit to the City</li> <li>Matt's Mistake</li> </ul> 	<ul style="list-style-type: none"> <li>Numbers, Numbers Everywhere</li> <li>Circles and Squares</li> </ul> 
Level 3	<ul style="list-style-type: none"> <li>Students in Space</li> <li>What Did You Do Yesterday?</li> </ul> 	<ul style="list-style-type: none"> <li>New Girl in School</li> <li>Uncle Jerry's Great Idea</li> </ul> 	<ul style="list-style-type: none"> <li>Just Like Mine</li> <li>Wonderful Wild Animals</li> </ul> 	<ul style="list-style-type: none"> <li>Things That Fly</li> <li>Let's Go to the Rainforest</li> </ul> 
Level 4	<ul style="list-style-type: none"> <li>The Tough Task</li> <li>Yesterday, Today, and Tomorrow</li> </ul> 	<ul style="list-style-type: none"> <li>We Won the Cup</li> <li>Up and Down</li> </ul> 	<ul style="list-style-type: none"> <li>Where People Live</li> <li>City Girl, Country Boy</li> </ul> 	<ul style="list-style-type: none"> <li>In the Ocean</li> <li>Go, Gorillas, Go</li> </ul> 



# Students in Space

Craig Wright

Illustrated by Simon Clare

Dolphin Readers are an exciting and varied series of readers for young learners.

Covering a range of topics, both fiction and non-fiction, they are available at five levels.

All titles are also available on audio CD.

## Dolphin Readers

Series Editor: Craig Wright

● Starter Level  
175 Headwords

● Level 1  
275 Headwords

● Level 2  
425 Headwords

→ ○ Level 3  
525 Headwords

● Level 4  
625 Headwords

Students in Space  
0 19 440099 9

Students in Space Activity Book  
0 19 440160 X

Students in Space Audio CD  
0 19 440213 4

Teacher's Handbook  
0 19 440221 5

**OXFORD**  
UNIVERSITY PRESS

[www.oup.com/elt](http://www.oup.com/elt)

**irlanguage**  
مركز اللغة العربية



OXFORD  
Dolphin Readers  
Students in Space  
OXFORD