

Alavi

21st Century Schools

Session 2

Science
Page 1



Hello my darling students? How are you?



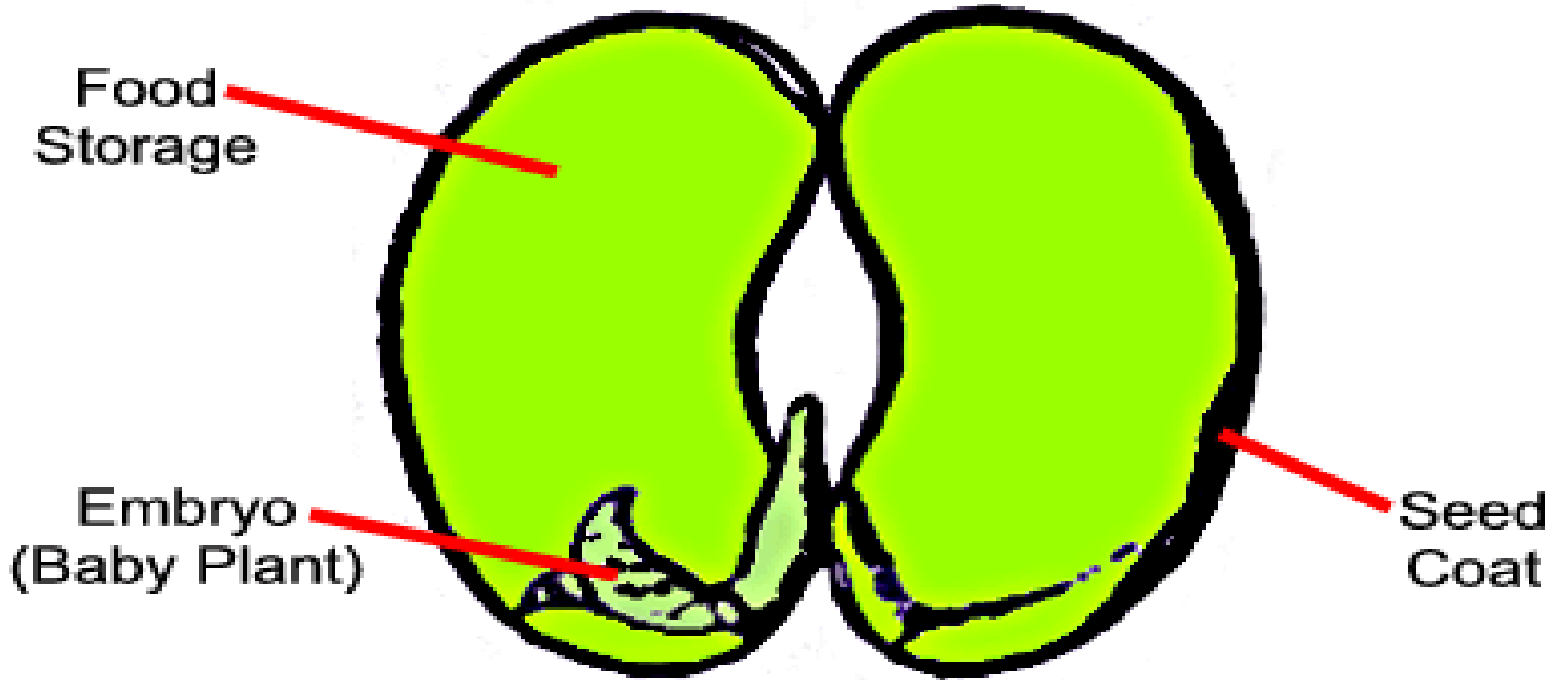
Let's review.



Now, who can name different parts of a seed for me and our friends ?




Parts of a Seed



My dear girls , do you like planting a seed ?



Let's watch a video .



aparat.com/Persian_teacher

When a seed grows, it germinates.



Shrivel : lose water and become small in size



absorb



germination process



Let's take a look at book.

What are they?

1.2 How seeds grow

Germination

Words to learn
germination shrivels
absorbs



If a seed is given the right conditions, and the embryo is alive, it will grow. When a seed starts to grow, we say it germinates. This process is called germination. The seed uses its food store to give it the energy to grow. The seed shrivels and becomes small after germination. Here are the stages in germination of a bean seed.

What does it mean?

Seed absorbs water and swells.

Seed coat splits.

The first shoot starts to grow.

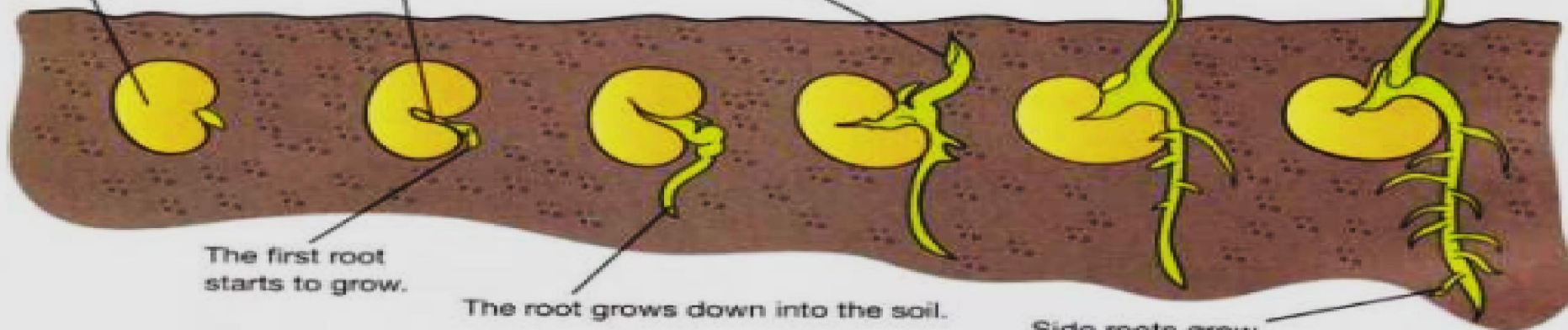
The shoot grows up above the ground.

The first leaves grow.

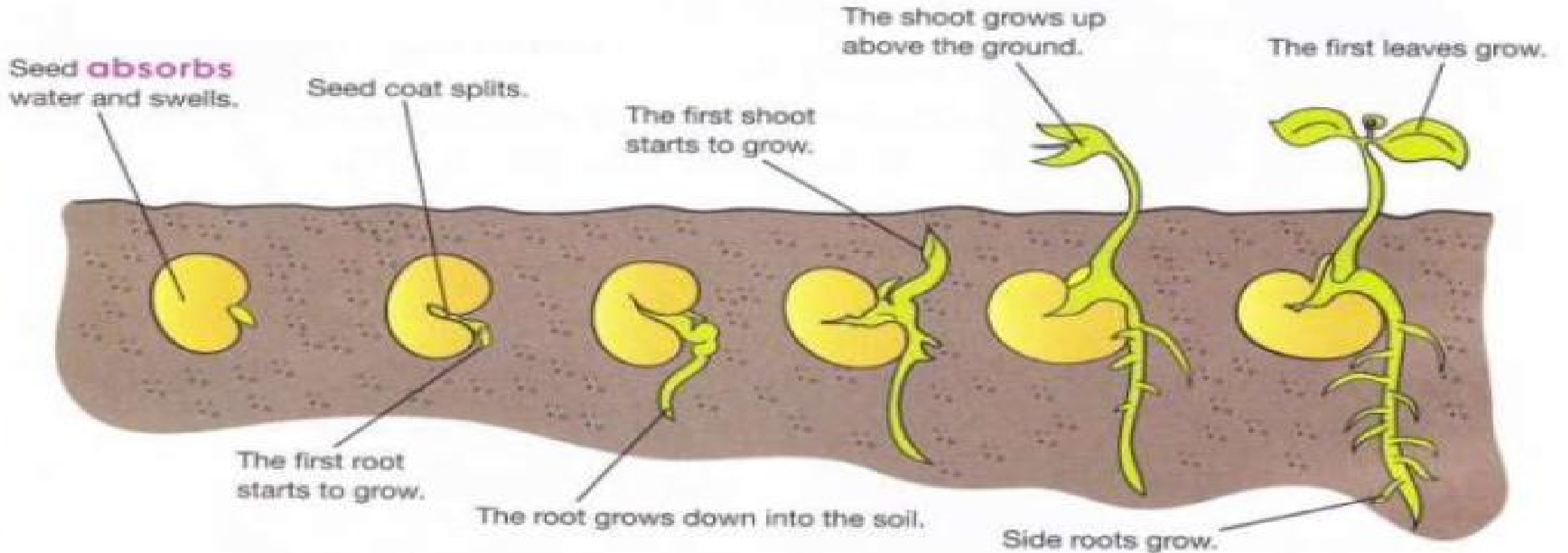
The first root starts to grow.

The root grows down into the soil.

Side roots grow.

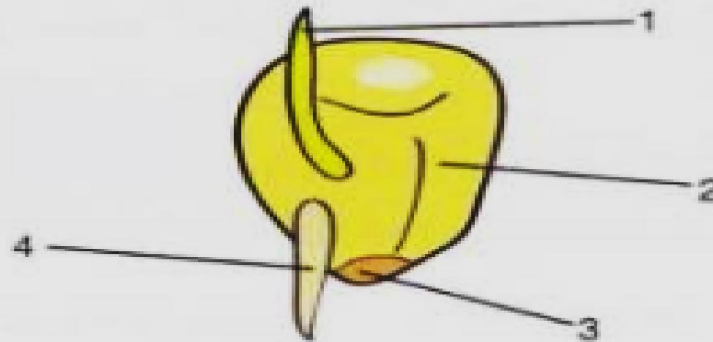


germination process



Now , let's do the exercises .

Here is a picture of a germinating seed. Write down the names of parts 1 to 4.



1 Copy the two columns of words.

Match the words in column A with their meanings in column B.


Column A

1	seed
2	embryo
3	seed coat
4	germinate
5	environment

Column B

A	the outer cover that protects the seed
B	when a seed start to grow
C	everything around us
D	part of a plant that can grow into a new plant
E	part of a seed that grows into a new plant

Tell what happens.



Bye my good
girls .

the
end

