














VERTEBRATES AND INVERTEBRATES

1. Look at the pictures and write their names on the lines.
2. Animal (A) or not an animal (NA)? Write it in the box.
3. Clasify the ANIMALS into "VERTEBRATE" and "INVERTEBRATE".

THERE IS ONE EXAMPLE

| | | | | | | | |
|----------------------------|---|--------------------------|---|--------------------------|--|--------------------------|---|
| 1 |  | 2 |  | 3 |  | | |
| <input type="checkbox"/> A | ELEPHANT | <input type="checkbox"/> | _____ | <input type="checkbox"/> | _____ | | |
| 4 |  | 5 |  | 6 |  | | |
| <input type="checkbox"/> | _____ | <input type="checkbox"/> | _____ | <input type="checkbox"/> | _____ | | |
| 7 |  | 8 |  | 9 |  | 10 |  |
| <input type="checkbox"/> | _____ | <input type="checkbox"/> | _____ | <input type="checkbox"/> | _____ | <input type="checkbox"/> | _____ |
| 11 |  | 12 |  | 13 |  | | |
| <input type="checkbox"/> | _____ | <input type="checkbox"/> | _____ | <input type="checkbox"/> | _____ | | |