



A large red speech bubble with a tail pointing to the right, containing the text "Session 42".

Session 42

**PUSH**

An illustration of a man with reddish hair, wearing a light blue long-sleeved shirt and dark grey trousers, pushing a large green box from the left side. He is leaning forward with his hands on the front edge of the box.

**PULL**

An illustration of a man with dark hair, wearing a light blue long-sleeved shirt and dark grey trousers, pulling a large green box from the right side. He is leaning back, pulling a blue rope that is attached to the right side of the box.

Watch a video and  
complete the sentences below:

1. A force is ...
2. The force you exert on something can cause 3 things: ...



1. A force is a push or a pull

speed

shape

direction

Teacher needs a ball and a straw (the ball in both experiments **must move** with a slow speed)

- Asking 2 Ss to do these experiments:


1 one S blows into the straw to move the ball asking other Ss

How is the force changing the object?) it moves faster

2 one S rolls the ball asking other Ss

How is the force changing the object?) it moves faster

faster






Teacher needs a ball and a straw (the ball must move with a slow speed)

- Asking one S to stand in front of the ball's direction and asking
- (How is the force changing the object?) It stops
  
- Asking one S to blow into a straw (in the opposite) direction of ball's movement and asking
- (How is the force changing the object?) it moves slower



slower or stop



Teacher needs a ball (the ball must move with a slow speed)

Asking one S to flick the ball

Asking other Ss

(How is the force changing the object?) It changes direction



change direction

# A squeezable ball

Asking one S to squeeze the ball asking other Ss

(How is the force changing the object?) It changes the shape



change shape



1



3



2




4

1. A force is a ... or a ...

...

...

...





MEMORIZE

