



# 5 Animals

## VOCABULARY

1  Listen and point.



2  Listen and repeat.

3  Listen and play. Then listen and chant.



Pets, pets, big and small.  
Come and listen to them all.  
What's this? It's a rabbit. Rabbit!  
What are these? They're mice. Mice!  
What's that? It's a parrot. A parrot!  
What are those? They're cats. Cats!



# LOOK!

# GRAMMAR

It's got a tail.

Has it got wings?

Have they got tails?

They've got four legs.

Yes, it has. / No, it hasn't.

Yes, they have. / No, they haven't.

It's white.

They're brown.

It's (small / a rabbit). = It is (small / a rabbit).

They're = They are

It's (got four legs). = It has (got four legs).

wings



parrot



rabbit

tortoise



## TIP!

one mouse  
two mice


4



Listen and number. Then ask and answer.



1



Has it got wings?

Yes, it has.

Has it got two legs?

Yes, it has.








It's a parrot!



Look for a bed today.  
An egg, a blanket, a torch,  
a book, milk and a bed!  
Look for a bed today!

# VOCABULARY

5 Listen and repeat.

a  b  c  d  e  f  g 

cow turkey duck goat sheep horse hen

6 Listen and write. Then sing.

# SONG

I'm Max. And I'm Maisie.  
We're animal crazy!

What's this?  
What's this?  
It's small and brown.  
It's got two wings.  
It's a hen.



What's that?  
What's that?  
It's black and white.  
It's got four legs.  
It's a \_\_\_\_\_.



What are these?  
What are these?  
They're big and brown.  
They've got a tail.  
They're \_\_\_\_\_.








What are those?  
What are those?  
They're big and white.  
They've got four legs.  
They're \_\_\_\_\_.



p.113

**GRAMMAR**

**7**  Listen and number. Then ask and answer.



**LOOK!**

It isn't big.	It's small.
Is it big?	Yes, it is. / No, it isn't.
They're big.	They aren't small.
Are they big?	Yes, they are. / No, they aren't.


They aren't big. They're small.

Are they brown?

Yes, they are.

They're rabbits!

**8**  Listen and draw. Then say.



9 Listen to the story. Then act out.

# STORY



## VALUES

Respect animals.

## HOME-SCHOOL LINK

Describe your favourite animal to your family. Talk about the colours and size.

PARENT

- 10** Look at the pictures in activity 11.  
What can you see?

## LOOK!

We use question marks at the end of sentences: Is it big?

We use full stops at the end of sentences: It's brown.

We use commas between words in a list: It's red, blue and yellow.

- 11** Read the play.

**Ella** This animal is new. What is it?

**Dan** Is it big?

**Ella** Yes, it is.

**Dan** Is it a horse?

**Ella** No, it isn't. It's got wings!

**Dan** Is it yellow?

**Ella** No, it isn't. It's grey, black, white and red.

**Dan** Has it got a tail?

**Ella** Yes, it has. It's big!

**Dan** It's a turkey!



- 12** Read these lines from the play. **Underline the capital letters. Circle the full stops, question marks and commas.**

**Dan** Is it yellow?

**Ella** No, it isn't. It's grey, black, white and red.

- 13** Rewrite these new lines from the play.  
Use the correct punctuation.

ella has it got two legs

dan yes it has it's got two legs two wings and one tail

# PHONICS

14  Listen.

1 **b**

2 **h**

3 **r**

4 **u**

15  Listen, point and say.

16  Listen and blend the sounds.

1 **u - p** up

2 **r - e - d** red

3 **h - o - t** hot

4 **b - a - g** bag


17 Underline *b*, *h*, *r* and *u*. Read the words aloud.

1 rat

2 cup

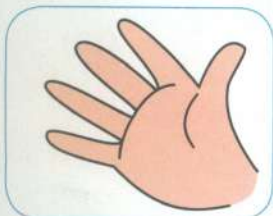
3 hat

4 bag



18 Complete the words.

1



\_ and

2



\_ ig

3



m \_ m

4




\_ abbit

19 Listen and repeat. Then match.



20 Listen and number. Then say.



21 Read and match.




1 My name's Grace. I live in South Africa. I live on an ostrich farm!

2 Ostriches are big birds. They've got big bodies and long legs. They can run fast but they can't fly. The father is black. What colour is the mother?

3 These are ostrich eggs. They are very big. How many eggs can you see?

4 These are ostrich chicks. They are funny. What colour are they?

22 What farm animals are there in your country? Look and write. Then circle and say.



**MINI-PROJECT**  
Find out about farm animals in your country. Make a class booklet.

## Vocabulary

23 Look and write.



1 \_\_\_\_\_ 2 \_\_\_\_\_ 3 \_\_\_\_\_

4 \_\_\_\_\_ 5 \_\_\_\_\_ 6 \_\_\_\_\_

## Grammar

24 Match the questions and answers.

- |                        |                                   |
|------------------------|-----------------------------------|
| 1 Are they white?      | a No, it isn't. It's small.       |
| 2 Is it big?           | b Yes, it has.                    |
| 3 Have they got wings? | c No, they aren't. They're green. |
| 4 Has it got a tail?   | d No, they haven't.               |

## Phonics

25 Order the letters to make words.

1 p c u \_\_\_\_\_



2 a b g \_\_\_\_\_



3 t a h \_\_\_\_\_



4 e d r \_\_\_\_\_

