

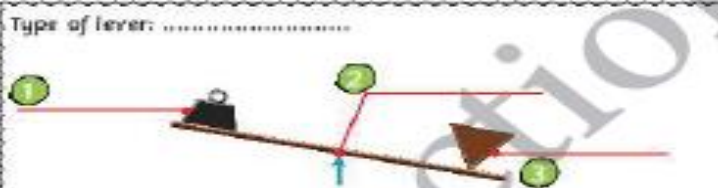
* 5.2. Classes of levers

Levers come in three basic classes. They each have a **fulcrum** or **pivot point**. Each lever has a force put into the lever called an **effort** or input force. Each lever also has a force, called the **load**, which is the object being moved. The type of lever is determined by where the effort and load are placed in relation to the fulcrum.

Use the terms in the word box to label each class of lever and the diagrams. Some terms are used more than once.


first class	second class	third class
fulcrum	load	effort

Type of lever:




The effort and load are on the same side of the fulcrum, but the effort is closer in.

Type of lever:



The fulcrum is between the effort and the load.

Type of lever:



The effort and load are on the same side of the fulcrum, but the effort is farther out.