

* 7.2. How seeds are spread

A fruit has two jobs:



- ◆ to protect the seeds inside.
- ◆ to help spread the seeds.

Have you ever found seeds stuck in your socks? Plants need to scatter their seeds away from themselves. We call this **seed dispersal**.

Why do you think seeds must be dispersed?
What would happen if all the seeds grew next to their parent plant?

Seedlings need room to grow. They also need light and water. Seedlings cannot grow to be healthy plants if they all have to share water and light in a small area. Plants disperse their seeds in different ways.

The pictures show how some plants disperse their seeds. Talk about how each seed is dispersed.



56

Some seeds are dispersed by animals

Animals can spread seeds. Birds, monkeys and even elephants eat colourful, juicy fruits. The seeds pass through the animal's body and are dispersed in the animal's droppings. This may be far away from where the animal ate the fruit.



Birds spread the seeds of berries and other fruits in their droppings.



Ants carry seeds underground.

Seeds can be carried a long way from the parent plant before they fall off, or the animal scratches them off.







Some seeds have spines and hooks. These stick onto the fur of animals, or the clothes of people. Mice, ants and squirrels carry seeds away from the parent plant and bury them to eat later. If the animal does not eat the seeds, the seeds will germinate in the soil.



Explain how seeds suit the way they are spread.

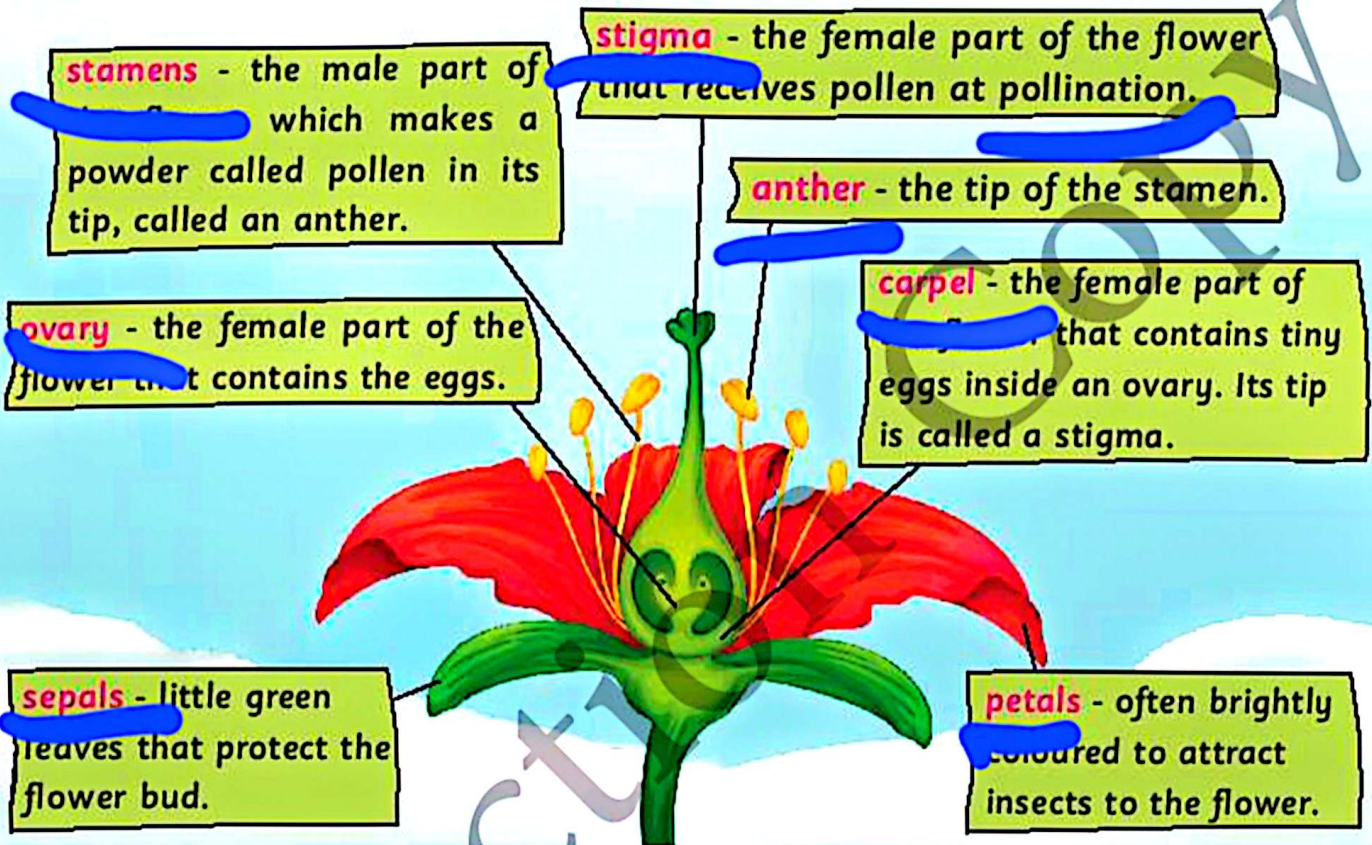
Match the way seeds and fruit are spread to the description of the seed. Draw a line from the first column to the correct answer in the second column.

by water	seed has spines and hooks
by air	seed pods dry out and burst open
by animals	fruit is heavy and drops to the ground
by gravity	seed has spongy covering that helps it float
by explosion	seed is very light with thin, papery wings

-  A fruit protects the seeds inside it and helps to spread the seeds.
-  Seeds must be dispersed so they have enough space, water and light to grow into new plants.
-  Seeds can be dispersed in different ways.
-  Animals disperse seeds in their droppings, by carrying seeds on their fur and by burying them.

*** 7.3. The parts of a flower**


Flowers have several main parts. These parts are arranged in rings, one inside the other.



Use the words in the box to fill in the spaces below.

stigma sepals ovary petals anthers stamens

The are little green leaves that protect the flower bud. The often have bright colours to attract insects. The male parts of the flower are the They make pollen in their tips, called The female part of the flower is made up of the , which collects pollen, and the , which contains the eggs.

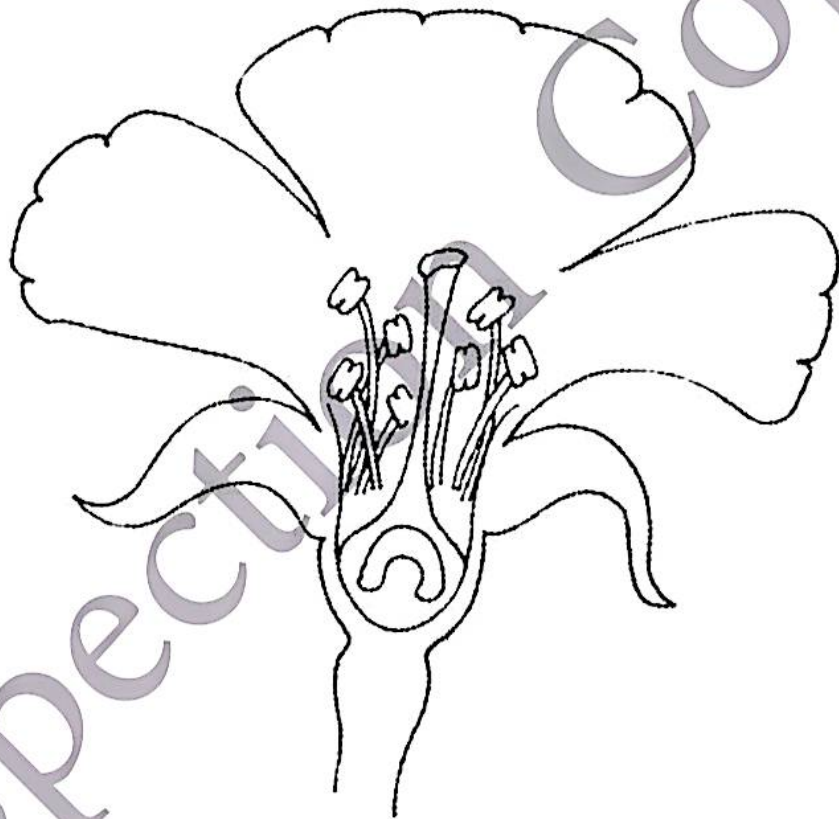



Identify and describe parts of a flower

Colour in the different parts of the flower.

Use these colours:

1. **sepals**
2. **petals**
3. **anther**
4. **stamen**
5. **stigma**
6. **ovary**



 Flowers have four main parts: green sepals protect the flower bud, coloured petals attract insects, male stamens make pollen and the female carp contains eggs.

