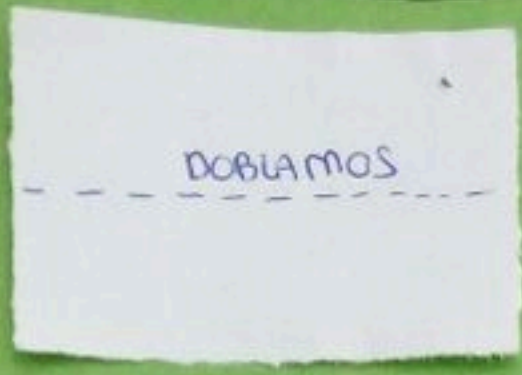


PASOS PARA HACER PIEZA DE ORIGAMI 3D




DOBLAMOS



A


BORMEN

A) LLEVAMOS AL CENTRO



B

A



SUBIMOS X
DETRAS



ESCONDAMOS
TRIANGULOS



DOBLAMOS
A LA MITAD



