













بارم	سؤالات زبان انگلیسی هفتم متوسطه (صفحه اول)	ردیف																			
۱/۵ نمره	<p>Part A: According to the pictures that are given, Put a tick ✓ or cross × in the box. (1.5 marks)</p> <p>با توجه به شکل‌های زیر، جملات صحیح را با علامت ✓ و جملات غلط را با علامت × مشخص کنید.</p> <div style="display: flex; justify-content: space-around; align-items: center;">    </div> <p>1) This is an eraser. <input type="checkbox"/> 2) She's a florist. <input type="checkbox"/> 3) He's thirteen years old. <input type="checkbox"/></p>	۱																			
۲ نمره	<p>Part B: Make a correct words according to the pictures and the letters. (2 marks)</p> <p>با توجه به تصاویر و حروف داده شده، کلمه صحیح بسازید.</p> <p>1) It's a</p> <div style="display: flex; justify-content: space-around; align-items: center;"> <table border="1" style="border-collapse: collapse; text-align: center;"> <tr> <td style="padding: 5px;">o</td> <td style="padding: 5px;">r</td> <td style="padding: 5px;">o</td> <td style="padding: 5px;">d</td> </tr> </table>  </div> <p>2) It's a</p> <div style="display: flex; justify-content: space-around; align-items: center;"> <table border="1" style="border-collapse: collapse; text-align: center;"> <tr> <td style="padding: 5px;">a</td> <td style="padding: 5px;">i</td> <td style="padding: 5px;">r</td> <td style="padding: 5px;">h</td> <td style="padding: 5px;">c</td> </tr> </table>  </div> <p>3) My brother is a</p> <div style="display: flex; justify-content: space-around; align-items: center;"> <table border="1" style="border-collapse: collapse; text-align: center;"> <tr> <td style="padding: 5px;">t</td> <td style="padding: 5px;">i</td> <td style="padding: 5px;">l</td> <td style="padding: 5px;">o</td> <td style="padding: 5px;">p</td> </tr> </table>  </div> <p>4) My is a doctor.</p> <div style="display: flex; justify-content: space-around; align-items: center;"> <table border="1" style="border-collapse: collapse; text-align: center;"> <tr> <td style="padding: 5px;">e</td> <td style="padding: 5px;">u</td> <td style="padding: 5px;">n</td> <td style="padding: 5px;">c</td> <td style="padding: 5px;">l</td> </tr> </table>  </div>	o	r	o	d	a	i	r	h	c	t	i	l	o	p	e	u	n	c	l	۲
o	r	o	d																		
a	i	r	h	c																	
t	i	l	o	p																	
e	u	n	c	l																	



بارم	سوالات زبان انگلیسی هفتم متوسطه (صفحه دوم)	ردیف
۱ نمره	<p>Part C: Look at the picture and then choose the best answer. (1 mark) با توجه به تصویر، گزینه صحیح را انتخاب کنید.</p> <p>1) He's a (worker - doctor - dentist)</p>  <p>2) My brother is a (cook - painter - nurse)</p>  <p>3) It's a (desk - bench - pencil sharpener)</p>  <p>4) I'm years old . (fifteen - fifty - fourteen)</p> <div style="border: 1px solid black; padding: 5px; width: fit-content; margin: 10px auto;">15</div>	۳
۱/۵ نمره	<p>Part D: Complete the text with the given words. (1.5 marks) متن زیر را با کلمات داده شده کامل کنید.</p> <p>Hello, My is Mehrad Alavi. I'm years old. My is in Aban. My father is a</p> <p>He works at My mother's is Ahmadi.</p> <div style="border: 1px solid black; padding: 5px; width: fit-content; margin: 10px auto;"> school name twelve teacher birthday last name </div>	۴
۱/۵ نمره	<p>Part E: Fill out the form about yourself. (1.5 marks) فرم زیر را در مورد خودتان برای گرفتن ویزا پر کنید.</p> <p>First name: <input type="text"/> Last name: <input type="text"/></p> <p>Age: <input type="text"/> Father's name: <input type="text"/></p> <p>Month of birth: <input type="text"/> Job: <input type="text"/></p>	۵



سوالات زبان انگلیسی هفتم متوسطه (صفحه سوم)

بارم	سؤالات زبان انگلیسی هفتم متوسطه (صفحه سوم)	ردیف																					
۱ نمره	<p>Part F: Choose the best answer. (1 mark)</p> <p>گزینه صحیح را انتخاب کنید.</p> <p>1. A: Can I have my library card please? B: a. Thanks b. Sure c. Welcome d. Too</p>  <p>2. This is a a. pen b. marker c. blackboard d. table</p> 	۶																					
۱/۵ نمره	<p>Part G: Match column A with column B: (1.5 marks)</p> <p>جملات ستون A را به ستون B وصل کنید.</p> <table border="0" style="width: 100%;"> <tr> <td style="text-align: center;">A</td> <td></td> <td style="text-align: center;">B</td> </tr> <tr> <td>1. Are you Ok?</td> <td>•</td> <td>• a. I'm fifteen.</td> </tr> <tr> <td>2. Who is that boy?</td> <td>•</td> <td>• b. It's in Aban.</td> </tr> <tr> <td>3. How do you spell your last name?</td> <td>•</td> <td>• c. He's a mechanic.</td> </tr> <tr> <td>4. What's your father's job?</td> <td>•</td> <td>• d. Yes, I am.</td> </tr> <tr> <td>5. When's your birthday?</td> <td>•</td> <td>• e. He is my friend.</td> </tr> <tr> <td>6. How old are you?</td> <td>•</td> <td>• f. M-a-h-d-a-v-i.</td> </tr> </table>	A		B	1. Are you Ok?	•	• a. I'm fifteen.	2. Who is that boy?	•	• b. It's in Aban.	3. How do you spell your last name?	•	• c. He's a mechanic.	4. What's your father's job?	•	• d. Yes, I am.	5. When's your birthday?	•	• e. He is my friend.	6. How old are you?	•	• f. M-a-h-d-a-v-i.	۷
A		B																					
1. Are you Ok?	•	• a. I'm fifteen.																					
2. Who is that boy?	•	• b. It's in Aban.																					
3. How do you spell your last name?	•	• c. He's a mechanic.																					
4. What's your father's job?	•	• d. Yes, I am.																					
5. When's your birthday?	•	• e. He is my friend.																					
6. How old are you?	•	• f. M-a-h-d-a-v-i.																					
۲ نمره	<p>Part H: Read the text about Mona. Complete the chart. (2 marks)</p> <p>متن زیر را در مورد مونا بخوانید و جدول را در مورد او کامل کنید.</p> <p>Hi, I'm Mona Hosseini. I'm eleven years old. I'm a student. My father is a driver. He has a taxi. He is 40 years old. My mother is a housewife. She is 39 years old. I have a sister. Her name is Zahra. She is eight. Her birthday is in Mehr. We have a happy family.</p> <table border="1" style="width: 100%; text-align: center;"> <thead> <tr> <th>Family name</th> <th>Age</th> <th>Father's job</th> <th>Mother's age</th> <th>Zahra's birthday</th> </tr> </thead> <tbody> <tr> <td>Hosseini</td> <td></td> <td></td> <td></td> <td></td> </tr> </tbody> </table> <p style="text-align: center;">«Good Luck»</p>	Family name	Age	Father's job	Mother's age	Zahra's birthday	Hosseini					۸											
Family name	Age	Father's job	Mother's age	Zahra's birthday																			
Hosseini																							