

Alavi

Primary



Learner's Book



Compiled by:

Farahnaz Fayaz, Somayeh Babaei, Mahdieh Sepasi
and Seyedeh Farideh Saneie





Introduction

The Primary Science book has been developed to match the Cambridge International Examinations Primary Science curriculum framework. It is a fun, flexible and easy to use course that gives both learners and teachers the support they need. In keeping with the aims of the curriculum itself, it encourages learners to actively engage with the content, and develop enquiry skills as well as subject knowledge.

The content pages contain many images and questions that you can use as a basis for class discussions. The emphasis in this stage is on linking what learners know about everyday life to scientific ideas.

Throughout the book, you will find ideas for practical activities which will help learners to develop their Scientific Enquiry skills as well as introduce them to the thrill of scientific discovery.





Table of Contents

CHAPTER 1	Living things	5
CHAPTER 2	Looking after plants	17
CHAPTER 3	Measurement	23
CHAPTER 4	Looking after ourselves	29
CHAPTER 5	Investigating materials	39
CHAPTER 6	Movement	45

CHAPTER

1

Living things



What learners will learn and reinforce


The activities in this chapter give learners practice in the following topics:

Topic	In this topic, learners will:
1.1. Our weather	learn to identify the seven needs of living things.
1.2. Today's weather	understand that people are similar in some ways and different in others.
1.3. Our weather	sorting animals into groups.
1.4. Sorting plants	sorting plants into groups.
1.5. Sorting plant foods	sorting plant foods into groups.

Word bank

1	alive	2	living	3	non-living	4	need	5	air
6	breathe	7	move	8	sense	9	produce	10	young
11	grow	12	waste products	13	excrete	14	life processes	15	sort
16	human	17	similar	18	different	19	fingerprint	20	magnifying glass
21	skin tone	22	freckle	23	glasses	24	claw	25	hawk
26	eat	27	flower	28	tall	29	short	30	peel

1.1. Living and non-living things



Living things



A horse is **alive**.

A tree is alive.

You are alive!

People, animals and plants are **living** things.

Non-living things



A rock and a coin are not alive. Stone and metal are **non-living** things.


Primary Science

Work in a group.








Talk about each of the things shown here. Decide if each one is living or non-living.

Copy and complete the table. Add more items if you can.

Living	Non-living
	soda can



Things that are alive:

-  need air to breathe.
-  need water and food.
-  can move.
-  have senses.
-  can produce young.
-  grow.
-  produce waste products (*excrete*).



These are the seven life processes.

Questions

1. List the seven life processes.
2. A horse can run, eat, drink and see.
Is it alive?
3. A toy kite moves and flies in the air.
Is it alive?

Living or non-living?

With a partner, sort pictures of things into two groups:

- ◆ living things
- ◆ non-living things.

You will need:

a large sheet of paper, pens and a selection of pictures of things that are living and non-living.

Use the seven life processes to help you decide where to put each picture.

Were there any that you found difficult to place?

If so, explain why.

* 1.2. Sorting humans

Look at other people. They are all **similar** to you but also **different**.
Our eyes are different colours.



These children all have similar bodies but there are differences.
What two things are similar? What two things are different?



loop



arch



whorl

People have different shapes.
on their fingerprint.

Look at your fingers. Use a magnifying glass if possible.
Identify which type of fingerprint you have.

In this exercise, you will look at the similarities and differences between you and two friends.

Complete the information sheet about yourself.

Me

My hair colour is

My eye colour is

My skin tone is

Do I have freckles?

Do I wear glasses?

Now look at two friends and complete the information for them.

My friend

has similar

.....

He/ she has different

.....




My friend

has similar

.....

He/ she has different

.....

-  People are similar in some ways but different in others.
-  Fingerprints are all different.
-  People have different hair colour and eye colour.